



**PRODUCT**  
CATALOGUE

ISSUE 2

**parweld**

WELDING THE FUTURE



# parweld

## MACHINES

WELDING AND CUTTING MACHINES .....	259	XTM 356i.....	286
MACHINE ICON KEY.....	259	XTM 405i.....	287
MMA INVERTER RANGE .....	260	XTM 505i.....	288
PLASMA CUTTER INVERTER RANGE.....	261	XTE 171C.....	289
TIG INVERTER RANGE .....	262	XTE 181C.....	290
MIG INVERTER RANGE.....	263	XTE 201C.....	291
AUTOMOTIVE MIG RANGE.....	265	XTS 906.....	292
APT+M MIG RANGE .....	266	XTS 907.....	292
XTS 163.....	268	XTS 909.....	293
XTS 163DV.....	269	FOOT CONTROLS .....	293
XTS 166 RC .....	270	APT+M 220C .....	295
XTS 204.....	271	APT+M 353C .....	296
XTP 40.....	272	APT+M 353CW .....	297
XTP 63.....	273	APT+M 403S.....	298
XTP 105.....	274	APT+M 403SW .....	299
XTT 212Di.....	275	APT+M 503S.....	300
XTT 207.....	276	APT+M 503SW .....	301
XTT 202P .....	277	MMA INVERTER PACKAGES.....	302
XTT 315Di.....	278	PLASMA INVERTER PACKAGES .....	302
XTM 161i.....	279	MIG INVERTER PACKAGES .....	303
XTM 201i.....	280	TIG INVERTER PACKAGES.....	304
XTM 201Di.....	281	MULTI-PROCESS MIG PACKAGES .....	305
XTM 211Di .....	282	AUTOMOTIVE MIG PACKAGES .....	305
XTM 221Di .....	283	FEED ROLL SELECTOR CHART .....	306
XTM 255i.....	284	FEED ROLLS .....	307
XTM 256i.....	285		

# WELDING AND CUTTING MACHINES




































Parweld offers a fully comprehensive range of MIG, TIG, MMA and Plasma machines. The machine range offers robust, reliable and easy to use welding machines for experienced and beginner welders.

Ranging from small compact machines to suit the occasional maintenance jobs to heavy-duty machines for large fabrication.

Whatever your requirements, Parweld has a machine that will suit your needs.

All our machines are manufactured to ISO/IEC 60974-1, ISO/IEC 60974-6, RoHS directive, low voltage directive, EMC directive (CE Compliant).

## MACHINE ICON KEY

 Metal Inert Gas welding (MIG)	 Machine will provide Alternating Current or Direct Current output	 Momentary or latching trigger operation	 Lift start TIG (contact) with reduced power start
 Tungsten Inert Gas welding (TIG)	 Suitable for use with three phase supply	 Accepts 1Kg or 5Kg wire spools	 Scratch (contact) start TIG with full welding current
 Manual Metal Arc welding (MMA)	 Constant Voltage control for MIG welding applications	 Accepts 5Kg or 15Kg wire spools	 Arc force, reduces electrode shorting when to close to the job
 Air plasma cutting	 Forced air fan cooling	 Mesh cutting option	 Hot start boosts the power at the start to reignite the electrode cleanly
 Constant Current control for TIG and MMA applications	 Two roll MIG wire feeder	 Non HF torch starting with pilot arc	 Manual Metal Arc welding (MMA)
 Direct Current output	 Four roll MIG wire feeder	 HF torch starting with pilot arc	 No load voltage is reduced when power source is idling
 Will work with 50 or 60Hz supply	 Reversing polarity to allow use with Gas or Gasless MIG wires	 Power pulsing of the output for improved control and penetration	 Multi-wave A/C TIG
 Suitable for use with single phase supply	 Synergic MIG control for fast easy setting	 HF start (non-contact) TIG	 Multi-wave AC welding offers square, sine and triangle wave form
 Spot welding timer	 Stick welding mode for high speed spot welding	 DC mix for increased speed AC welding	



# MMA INVERTER RANGE

## CHOOSE YOUR PERFECT MMA INVERTER

- Ranging from 140-400 Amps.
- Parweld offers a range of lightweight MMA inverter machines ideal for everyday maintenance to heavy applications.
- Enclosure protection IP23S.



	XTS 163	XTS 163DV	XTS 166RC	XTS 204
OUTPUT CURRENT	5-160A DC	5-160A @ 230V 5-140A @ 110V	10-160A @ 230V 10-125A @ 110V	10-200A
INPUT VOLTAGE	230V 1P	110/230V 1P	110/230V 1P	230V 1P
MAX ELECTRODE SIZE	3.2mm	3.2mm	3.2mm	4.0mm
HOT START FUNCTION	✓	✓	✓	✓
ARC FORCE FUNCTION	✓	✓	✓	✓
BASIC/RUTILE FUNCTION	x	✓	✓	✓
CELLULISTIC FUNCTION	x	x	✓	x
LIFT TIG FUNCTION	✓	✓	✓	✓
REMOTE CONTROL	x	x	✓	x
NO LOAD VOLTAGE	45V	50V	81V	50V
CABLE CONNECTION	35-50 Dix	35-50 Dix	35-50 Dix	35-50 Dix
DUTY CYCLE	160A @ 25%	160A @ 25% (230V)	160A @ 40%	200A @ 25%
FUSE RATING	16A	32A @ 110V 16A @ 230V	32A @ 110V 16A @ 230V	32A
INPUT CURRENT (EFFECTIVE)	15.9A	17A @ 110V 15.5A @ 230V	14A @ 230V	20A
KVA	8	8	5.6	10.2
DIMENSIONS (L x W x H mm)	285 x 120 x 250	285 x 120 x 250	375 x 140 x 245	285 x 120 x 250
WEIGHT (KG)	4.7	4.8	7.0	4.8
RECOMMENDED GENERATOR SIZE*	10 KVA	10 KVA	7 KVA	13 KVA
	Page 268	Page 269	Page 270	Page 271

\*Generator requires AVC

# PLASMA CUTTER INVERTER RANGE

## CHOOSE YOUR PERFECT PLASMA CUTTING MACHINE

- Ranging from 40-100 Amps (0-50mm capacity).
- Parweld offers a range of machines that are ideal for site and workshop applications.
- The XTP 105i offers a CNC automation interface.
- All plasma inverters come with a mesh cutting option.
- Enclosure protection IP23S.



	XTP 40	XTP 63	XTP 105i
OUTPUT CURRENT	10-40A DC	10-60A	20-100A
INPUT VOLTAGE	110/230V 1P	400V 3P	400V 3P
DUTY CYCLE	40A @ 40%	60A @ 40%	100A @ 100%
PRODUCTION CUT CAPACITY	12mm	20mm	30mm
SEVERANCE CUT CAPACITY	20mm	30mm	50mm
STARTING METHOD	Short Circuit	Short Circuit	Short Circuit
FUSE RATING	32A @ 110V 16A @ 230V	20A	32A
INPUT CURRENT (EFFECTIVE)	14.8A @ 110V 18.5A @ 230V	7.6A	21.6A
KVA	3.7	7	13
DIMENSIONS (L x W x H mm)	430 x 170 x 300	450 x 170 x 310	530 x 250 x 400
WEIGHT (KG)	12.6	13	25
RECOMMENDED GENERATOR SIZE*	5 KVA	10 KVA	15 KVA
	<a href="#">Page 272</a>	<a href="#">Page 273</a>	<a href="#">Page 274</a>

\*Generator requires AVC

# TIG INVERTER RANGE

## CHOOSE YOUR PERFECT TIG INVERTER MACHINE

- Ranging from 200-315 Amps.
- Parweld offers a range of TIG inverter machines that are ideal for all production applications.
- Enclosure protection IP23S.



	XTT 212Di	XTT 207DVP	XTT 202P AC/DC	XTT 315Di AC/DC
OUTPUT CURRENT	5-200A DC 10-200A AC	5-200A @ 230V 5-160A @ 110V	5-200A DC 10-200A AC	5-315A DC 10-315A AC
INPUT VOLTAGE	110/230V 1P	110/230V 1P	230V 1P	400V 3P
DUTY CYCLE	200A @ 30%	200A @ 35% 230V 160A @ 40% 110V	200A @ 25%	315A @ 60%
UP SLOPE FUNCTION	0-5s	0-5s	0-10s	0-10s
DOWN SLOPE FUNCTION	0-5s	0-5s	0-10s	0-10s
PRE-FLOW FUNCTION	0-1s	0-1s	0-10s	0-10s
POST FLOW FUNCTION	3-10s	3-10s	0-10s	0-10s
PULSE RATING	0.5-100Hz	0.5-100Hz	250Hz	0.5-200Hz
AC FREQUENCY	50-250Hz	×	50-250Hz	50-250Hz**
WATER COOLER READY	✓	×	×	✓
MMA FUNCTION	✓	✓	×	✓
LIFT TIG FUNCTION	✓	✓	✓	✓
FUSE RATING	16A (32A)	32A @ 110V 16A @ 230V	16A	16A
INPUT CURRENT (EFFECTIVE)	16.2A	28.5A @ 110V 16A @ 230V	18A	17.1A
KVA	6.4	10	10.8	13.6
DIMENSIONS (L x W x H mm)	460 x 170 x 320	376 x 136 x 240	480 x 240 x 400	580 x 240 x 440
WEIGHT (KG)	12	8	22	38
RECOMMENDED GENERATOR SIZE*	9 KVA	13 KVA	14 KVA	17 KVA
	Page 275	Page 276	Page 277	Page 278

\*\* AC frequency range is restricted at higher amperages

\* Generator requires AVC

# MIG INVERTER RANGE

## CHOOSE YOUR PERFECT MIG INVERTER MACHINE

- Ranging from 160-500 Amps.
- Parweld offers lightweight power saving inverters.
- All come with variable inductance function.



	XTM 161i	XTM 201i	XTM 201Di	XTM 211Di	XTM 221Di
MAXIMUM CURRENT	160A DC	200A DC	140A/200A	140A/200A	140A/200A
WIRE FEED SPEED	2-15m/min	2-18m/min	3.5-21m/min	3.5-21m/min	3.5-21m/min
OUTPUT VOLTAGE	14.5-22V	14.5-24V	14.5-24V	14.5-24V	14.5-24V
VARIABLE INDUCTANCE FUNCTION	✓	✓	✓	✓	✓
WIRE INCHING FUNCTION	✗	✗	✗	✓	✓
BURN BACK CONTROL FUNCTION	✓	✓	✓	✓	✓
GAS TEST FUNCTION	✗	✗	✗	✓	✓
TIG FUNCTION	Lift	Lift	Lift with trigger	HF	HF
TRIGGER LATCHING	✓	✓	✓	✓	✓
SPOOL SIZE	200mm (5kg) 100mm (1kg)	200mm (5kg) 100mm (1kg)	200mm (5kg) 100mm (1kg)	300mm (15kg) 200mm (5kg)	300mm (15kg) 200mm (5kg)
FEED BOX	2R	2R	2R	2R	2R
GASLESS WIRE FUNCTION	✓	✓	✓	✗	✗
WIRE SIZE	0.6-0.8mm	0.8-1.0mm	0.6-1.0mm	0.6-1.0mm	0.6-1.0mm
MMA FUNCTION	✓	✓	✓	✓	✓
SYNERGIC FUNCTION	✓	✓	✗	✓	✓
DUTY CYCLE	160A @ 40%	200A @ 25%	200A @ 25%	200A @ 25%	200A @ 30%
INPUT VOLTAGE	230V 1P	230V 1P	110V/230V	230V 1P	230V 1P
INPUT CURRENT (EFFECTIVE)	16.3A	18A	32A @ 110V 16A @ 230V	MIG - 21.4A@110V/15A@230V TIG - 20.5@110V/11.3A@230V MMA - 20.6@110V/15.4A@230V	MIG-19.4A@110V/14.4A@230V TIG-17.7A@110V/12.5A@230V MMA-21.8A@110V/16.2A@230V PLASMA-21.9A@110V/16.0A@230V
FUSE RATING	16A	16A	32A @ 110V 16A @ 230V	32A @ 110V 16A @ 230V	32A @ 110V / 16A @ 230V
KVA	7.7	10.2	7.8	7.8	7.4
DIMENSIONS (L x W x H mm)	469 x 223 x 421	469 x 223 x 421	490 x 220 x 430	615 x 275 x 495	650 x 275 x 495
WEIGHT (KG)	15.5	15.5	17.5	27.8	30
RECOMMENDED GENERATOR SIZE*	5 KVA	13 KVA	10 KVA	10 KVA	10 KVA
	Page 279	Page 280	Page 281	Page 282	Page 283

\*Generator requires AVC

# MIG INVERTER RANGE



	<b>XTM 255i</b>	<b>XTM 256i</b>	<b>XTM 356i</b>	<b>XTM 405i</b>	<b>XTM 505i</b>
MAXIMUM CURRENT	140A/250A	250A	350A	400A DC	500A DC
WIRE FEED SPEED	1.3-12.5m/min	1.3-12.5m/min	0.5-22m/min	1-20m/min	1-20m/min
OUTPUT VOLTAGE	MIG 14.5-26.5V TIG 10.4-20V MMA 20.4-30V	MIG 14.5-26.5V TIG 10.4-20V MMA 20.4-30V	MIG 15.5-31.5V TIG 10.4-24V MMA 20.4-34V	MIG 15.0-39.0V TIG 20.8-30.0V MMA 20.8-40.0V	MIG 15.0-39.0V TIG 20.8-30.0V MMA 20.8-40.0V
VARIABLE INDUCTANCE FUNCTION	✓	✓	✗	✓	✓
WIRE INCHING FUNCTION	✓	✓	✓	✓	✓
BURN BACK CONTROL FUNCTION	✓	✓	✓	✓	✓
GAS TEST FUNCTION	✓	✓	✓	✓	✓
TIG FUNCTION	Lift	Lift	Lift	Lift	Lift
TRIGGER LATCHING	✓	✓	✓	✓	✓
SPOOL SIZE	300mm (15kg) 200mm (5kg)	300mm (15kg) 200mm (5kg)	300mm (15kg) 200mm (5kg)	300mm (15kg) 200mm (5kg)	300mm (15kg) 200mm (5kg)
FEED BOX	4R	4R	4R	4R	4R
GASLESS WIRE FUNCTION	✓	✓	✗	✗	✗
WIRE SIZE	0.6-1.2mm	0.6-1.2mm	0.6-1.2mm	1.0-1.6mm	1.0-1.6mm
MMA FUNCTION	✓	✓	✗	✓	✓
SYNERGIC FUNCTION	✓	✓	✗	✓	✓
DUTY CYCLE	250A @ 25%	250A @ 35%	350A @ 40%	400A @ 60%	500A @ 60%
INPUT VOLTAGE	110V / 230V 1P	400V 3P	400V 3P	400V 3P	400V 3P
INPUT CURRENT (EFFECTIVE)	MIG - 32.6A @110V / 17.8A @230V TIG - 24.8A @110V / 12.9A @230V MMA - 31.4A @110V / 19.1A @230V	MIG - 9.3A TIG - 7.9A MMA - 10.9A	MIG - 13.5A TIG - 10.2A MMA - 14.5A	MIG - 21.2A TIG - 16.3A MMA - 22.9A	MIG - 36.4A TIG - 37.5A MMA - 31.4A
FUSE RATING	32A/20A	16A	16A	32A	32A
KVA	8.8	11.6	15.9	22	26
DIMENSIONS (L x W x H mm)	1120 x 600 x 1050	1120 x 600 x 1050	1120 x 600 x 1050	1100 x 600 x 1400	1100 x 600 x 1400
WEIGHT (KG)	23	23	24.5	90	90
RECOMMENDED GENERATOR SIZE*	10 KVA	13 KVA	18 KVA	25 KVA	30 KVA
	<b>Page 284</b>	<b>Page 285</b>	<b>Page 286</b>	<b>Page 287</b>	<b>Page 288</b>

\*Generator requires AVC



# AUTOMOTIVE MIG RANGE

## CHOOSE YOUR PERFECT AUTOMOTIVE MIG WELDING MACHINE

- Ranging from 165-200 Amps.
- These portable fan cooled transformer machines are fitted with a bottle stand and are ideal for hobby or light automotive use.
- 2 Roll feed box.
- Enclosure protection IP21S.
- 2 Years Warranty.



	XTE 171C	XTE 181C	XTE 201C
MAXIMUM CURRENT	165A DC	185A DC	205A DC
WIRE FEED SPEED	1.5-14mm/min	1.5-14mm/min	1.5-14mm/min
VOLTAGE	19-37V	19.5-38V	19.5-38V
SPOOL SIZE	300mm (15kg) 200mm (5kg)	300mm (15kg) 200mm (5kg)	300mm (15kg)
WIRE SIZE	0.6-0.8mm	0.6-0.8mm	0.6-1.0mm
DUTY CYCLE	165A @ 15%	185A @ 15%	205A @ 15%
INPUT VOLTAGE	230V 1P	230V 1P	230V 1P
INPUT CURRENT (EFFECTIVE)	27A	32A	38A
MINIMUM FUSE SIZE	16A	16A	32A
KVA	6.45	7.35	8.75
DIMENSIONS (L x W x H mm)	705 x 420 x 630	705 x 420 x 630	705 x 420 x 630
WEIGHT (KG)	38.3	40.8	42.8
RECOMMENDED GENERATOR SIZE*	8 KVA	12 KVA	15 KVA
	Page 289	Page 290	Page 291

\*Generator requires AVC

# APT+M MIG RANGE

## CHOOSE YOUR PERFECT APT+M MIG WELDING MACHINE

- Ranging from 200-400 Amps.
- Spatter-free steel welding.
- Pulse technology for high quality welding outputs.
- Transition arc eliminates spatter and perform cleaning after welding.
- Ready to use smart welding solutions.
- Enclosure protection IP21S.
- 2 Years Warranty.



	APT+M 220C	APT+M 353C	APT+M 353CW
INPUT VOLTAGE (VAC)	230 ± 10%	400 ± 10%	400 ± 10%
OUTPUT RANGE (MIG, A)	20-200	20-350	20-350
DUTY CYCLE (400C)	25% : 200 A, 23.0 V	-	-
	60% : 110 A, 19.0 V	60% : 350 A, 29.8 V	60% : 350 A, 29.8 V
	100% : 90 A, 18.1 V	100% : 250 A, 25.3 V	100% : 250 A, 25.3 V
MAX. INPUT POWER (KVA)	7.2	14.7	14.7
OPEN CIRCUIT VOLTAGE (VDC)	75	75	75
DIMENSIONS (H x W x L mm)	610 x 245 x 450	497 x 245 x 372	1128 x 1039 x 532
NET WEIGHT (KG)	26.5	30	60.5
STANDARD ACCESSORIES	3m Power Cable (4 x 2.5 mm <sup>2</sup> )	3m Power Cable (4 x 2.5 mm <sup>2</sup> )	3m Power Cable (4 x 2.5 mm <sup>2</sup> )
ACCESSORIES	2m Ground Cable (16 mm <sup>2</sup> )	3m Ground Cable (25 mm <sup>2</sup> )	3m Ground Cable (25 mm <sup>2</sup> )
INTERCONNECTION			
TROLLEY		✓	✓
WATER COOLER			✓
*Generator requires AVC	Page 295	Page 296	Page 297

COOLING UNIT	APT+M 907C
COMPATIBLE WITH	APT+M 353
COOLING CAPACITY (W)	1300
TANK CAPACITY (L)	5
MAX. PRESSURE (BAR)	5
MAX. TEMP. (OC)	70
STANDARD	CE
DIMENSIONS (H x W x L mm)	243 x 245 x 700
NET WEIGHT (KG)	23

# APT+M MIG RANGE



## CHOOSE YOUR PERFECT APT+M MIG WELDING MACHINE

COOLING UNIT	APT+M 907
COMPATIBLE WITH	APT+M 403, APT+M 503
COOLING CAPACITY (W)	1300
TANK CAPACITY (L)	5
MAX. PRESSURE (BAR)	5
MAX. TEMP. (OC)	70
STANDARD	CE
DIMENSIONS (H x W x L mm)	243 X 245 X 700
NET WEIGHT (KG)	23

WIRE FEEDING UNIT	APT+WF
WIRE FEED SPEED (m/min.)	24
MAX SPOOL DIA (mm)	300
DUTY CYCLE (400C)	60% : 600 A
TORCH CONNECTION	EURO
PROTECTION CLASS	IP 21
STANDARDS	CE
DIMENSIONS (H x W x L mm)	336 x 242 x 509
NET WEIGHT (KG)	12



	APT+M 403S	APT+M 403SW	APT+M 503S	APT+M 503SW
INPUT VOLTAGE (VAC)	400 ± 10%	400 ± 10%	400 ± 10%	400 ± 10%
OUTPUT RANGE (MIG, A)	20-400	20-400	20-500	20-500
DUTY CYCLE (400°C)	-	-	-	-
	60% : 400 A, 32.0 V	60% : 400 A, 32.0 V	60% : 500 A, 36.5 V	60% : 500 A, 36.5 V
	100% : 300 A, 27.5 V	100% : 300 A, 27.5 V	100% : 400 A, 32.0 V	100% : 400 A, 32.0 V
MAX. INPUT POWER (KVA)	17.8	17.8	24.8	24.8
OPEN CIRCUIT VOLTAGE (VDC)	75	75	75	75
DIMENSIONS (H x W x L mm)	1050 x 1250 x 530	1346 x 1039 x 530	1050 x 1270 x 530	1346 x 1039 x 532
NET WEIGHT (KG)	60	119	92	119
STANDARD ACCESSORIES	3m Power Cable (4 x 4 mm <sup>2</sup> )	3m Power Cable (4 x 4 mm <sup>2</sup> )	3m Power Cable (4 x 6 mm <sup>2</sup> )	3m Power Cable (4 x 6 mm <sup>2</sup> )
ACCESSORIES	3m Ground Cable (50 mm <sup>2</sup> )	3m Ground Cable (50 mm <sup>2</sup> )	3m Ground Cable (50 mm <sup>2</sup> )	3m Ground Cable (50 mm <sup>2</sup> )
INTERCONNECTION	5m A/C	5m W/C	5m A/C	5m W/C
TROLLEY	✓	✓	✓	✓
WATER COOLER		✓		✓
*Generator requires AVC	Page 298	Page 299	Page 300	Page 301

# XTS 163 MMA INVERTER

**5 YEAR WARRANTY**



DIGITAL DISPLAY FOR EASY SETTING  
LIFT TIG MODE  
LIGHTWEIGHT DIGITAL AMPERAGE DISPLAY

## MULTI MODE

The XTS 163 MMA uses latest technology to provide a compact and reliable machine, ideal for everyday applications.

Electrodes up to 3.2mm can be used with ease.

## TIG WELDING

By fitting the optional TIG torch and coupling to a suitable gas supply the XTS 163 can be used for TIG welding and is suitable for welding steel and stainless steel.

The lift arc mode limits the arc current when the tungsten touches the work piece preventing electrode damage.

## GENERATOR FRIENDLY

The XTS 163 is able to cope with inputs which fluctuate by +/-15% and can be used with the majority of generators.

The machine is housed in a rugged steel case. A carry case is available as an optional extra.



## KEY FEATURES

- 230V input
- Lightweight 4.7kg
- 160A @ 25% duty cycle
- Electrode striking with arc force and re-striking with hot start
- Supplied with electrode holder, 3m cable & 3m earth lead
- Connections 35-50mm twist lock
- Digital amperage display
- Over voltage and over current protection
- Manufactured to IP23S, ISO/IEC 60974-1, ISO/IEC 60974-6 & RoHS Compliant

PARAMETER	VALUE
Output Current	5-160A DC
Input Voltage	230V 1P
Max Electrode Size	3.2mm
No Load Voltage	45V
Cable Connection	35-50 Dix
Duty Cycle	160A @ 25%
Min Fuse Rating	16A
Input Current (Eff)	15.9A
KVA	8
Generator Size*	10 KVA
Enclosure Protection	IP23S
Dimensions (LxWxH mm)	285 x 120 x 250
Weight (kg)	4.7

\*Generator requires AVC

## MACHINE PACKAGES

STOCK CODE	DESCRIPTION
XTS163	160A MMA Inverter 230V
XTS163-P1	Inverter c/w WP17V torch package

For full package contents see page 302

## ACCESSORY INFORMATION

STOCK CODE	DESCRIPTION
WP17V-12-2IX	WP17 TIG Torch 12.5ft
CKE203i	Electrode Holder Cable Kit 3m
CKC203i	Earth Cable Clamp Kit 3m
700123	Argon Regulator Single Stage 2 Gauge
WP17AK	TIG Spares Kit Plastic Case
XR935H	Light Reactive Welding Helmet
XTICCS	Small Carry Case

# XTS 163DV

## MMA INVERTER



DIGITAL DISPLAY  
FOR EASY SETTING  
DUAL VOLTAGE  
110/230V  
GENERATOR FRIENDLY  
LIFT TIG MODE

### MULTI MODE

The XTS 163DV operates on 230 or 110V supply using smart switching technology making it ideal for site use.

Electrodes up to 3.2mm can be used with ease.

### TIG WELDING

By fitting the optional TIG torch and coupling to a suitable gas supply the XTS 163DV can be used for TIG welding and is suitable for welding steel and stainless steel.

The lift arc mode limits the arc current when the tungsten touches the work piece preventing electrode damage.

### GENERATOR FRIENDLY

The XTS 163DV is able to cope with inputs which fluctuate by +/-15% and can be used with the majority of generators.

The machine is housed in a rugged steel case. A carry case is available as an optional extra.



### KEY FEATURES

- Dual voltage 110/230V
- Smart switching
- 160A @ 25% duty cycle
- Generator friendly
- Easy electrode striking with arc force and re-striking with hot start
- Supplied with electrode holder, 3m cable, 3m earth lead
- Connections 35-50mm twist lock
- Over voltage and over current protection
- Manufactured to IP23S, ISO/IEC 60974-1, ISO/IEC 60974-6 & RoHS Compliant

PARAMETER	VALUE
Output Current	5-160A @ 230V 5-140A @ 110V
Input Voltage	110/230V 1P
Max Electrode Size	3.2mm
No Load Voltage	50V
Cable Connection	35-50 Dix
Duty Cycle	160A @ 25% (230V)
Min Fuse Rating	32A @ 110V 16A @ 230V
Input Current (Eff)	17A @ 110V 15.5A @ 230V
KVA	8
Generator Size*	10 KVA
Enclosure Protection	IP23S
Dimensions (LxWxH mm)	285 x 120 x 250
Weight (kg)	4.8

\*Generator requires AVC

### MACHINE PACKAGES

STOCK CODE	DESCRIPTION
XTS163DV	160A MMA Inverter Dual Voltage
XTS163DV-P1	Inverter c/w WP17V torch package

For full package contents see page 302

### ACCESSORY INFORMATION

STOCK CODE	DESCRIPTION
WP17V-12-2IX	WP17V TIG Torch 12.5ft
CKE203i	Electrode Holder Cable Kit 3m
CKC203i	Earth Cable Clamp Kit 3m
700123	Argon Regulator Single Stage 2 Gauge
WP17AK	TIG Spares Kit Plastic Case
XR935H	Light Reactive Welding Helmet
XTICCS	Small Carry Case



# XTS 166 RC MMA INVERTER

**5 YEAR WARRANTY**



DIGITAL DISPLAY FOR EASY SETTING  
SUITABLE FOR LIFT TIG MODE  
REMOTE CONTROL OPTION FOR RUTILE AND LOW HYDROGEN ELECTRODES

The XTS 166RC is a professional level MMA inverter suitable for site and workshop use. It will run rutile and cellulosic electrodes up to 3.2mm and can accept an optional remote current control for remote working. TIG welding using steel and stainless steel can be performed.



REMOTE CONTROL PENDANT

## GENERATOR FRIENDLY

The XTS 166RC is able to cope with inputs which fluctuate by +/-15% & can be used with the majority of generators. The machine is housed in a rugged steel case. A carry case is available as an optional extra.



### KEY FEATURES

- Dual voltage 110/230V 1P PFC
- Lightweight 7kg
- 160A @ 40% duty cycle
- Generator friendly
- Easy electrode re-striking with hot start (MMA)
- Supplied with electrode holder, 3m cable and 3m earth lead
- 81V OCV
- Suitable for cellulosic or rutile electrodes
- Remote current control
- Connections 35-50mm twist lock
- Manufactured to IP23S, ISO/IEC 60974-1, ISO/IEC 60974-6 & RoHS Compliant

PARAMETER	VALUE
Output Current	10A-160A @ 230V 10A-125A @ 110V
Input Voltage	110/230V 1P
Max Electrode Size	3.2mm
No Load Voltage	81V
Cable Connection	35-50 Dix
Duty Cycle	160A @ 40%
Min Fuse Rating	32A @ 110V 16A @ 230V
Input Current (Eff)	14A @ 230V
KVA	5.6
Generator Size*	7 KVA
Enclosure Protection	IP23S
Dimensions (LxWxH mm)	375 x 140 x 245
Weight (kg)	7.0

\*Generator requires AVC

### MACHINE PACKAGES

STOCK CODE	DESCRIPTION
XTS166RC	160A MMA Inverter c/w Remote Control
XTS166RC-P1	Inverter c/w WP17V Torch package

For full package contents see page 302

### ACCESSORY INFORMATION

STOCK CODE	DESCRIPTION
WP17V-12-2IX	WP17V TIG Torch 12.5ft
CKE203i	Electrode Holder Cable Kit 3m
CKC203i	Earth Cable Clamp Kit 3m
700123	Argon Regulator Single Stage 2 Gauge
XR935H	Light Reactive Welding Helmet
XTICC	Carry Case
RC10-5	Remote control pendant 5m

# XTS 204 MMA INVERTER

**5 YEAR WARRANTY**



DIGITAL DISPLAY FOR EASY SETTING  
LIFT TIG MODE WELDING MODE FOR RUTILE AND LOW HYDROGEN ELECTRODES

## MULTI MODE

The XTS 204 is a compact but powerful machine ensuring maximum portability and performance.

Electrodes up to 4.0mm can be used with ease.

## TIG WELDING

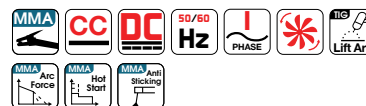
By fitting the optional TIG torch and coupling to a suitable gas supply the XTS 204 can be used for TIG welding and is suitable for welding steel and stainless steel.

The lift arc mode limits the arc current when the tungsten touches the work piece preventing electrode damage.

## GENERATOR FRIENDLY

The XTS 204 is able to cope with inputs which fluctuate by +/- 15% & can be used with the majority of generators.

The machine is housed in a rugged steel case. A carry case is available as an optional extra.



## KEY FEATURES

- 230V input
- 200A @ 25% duty cycle
- Generator friendly
- Easy electrode striking with arc force & re-striking with hot start
- Supplied with electrode holder, 3m cable, 3m earth lead
- Connections 35-50mm twist lock
- Over voltage and over current protection
- Manufactured to IP23S, ISO/IEC 60974-1, ISO/IEC 60974-6 & RoHS Compliant

PARAMETER	VALUE
Output Current	10-200A
Input Voltage	230V 1P
Max Electrode Size	4.0mm
No Load Voltage	50V
Cable Connection	35-50 Dix
Duty Cycle	200A @ 25%
Min Fuse Rating	32A
Input Current (Eff)	20A
KVA	10.2
Generator Size*	13 KVA
Enclosure Protection	IP23S
Dimensions (LxWxH mm)	285 x 120 x 250
Weight (kg)	4.8

\*Generator requires AVC

## MACHINE PACKAGES

STOCK CODE	DESCRIPTION
XTS204	200A MMA Inverter 230V
XTS204-P1	MMA Inverter c/w WP17V Torch Package

For full package contents see page 302

## ACCESSORY INFORMATION:

STOCK CODE	DESCRIPTION
WP17V-12-2IX	WP17V TIG Torch 12.5ft
CKE203i	Electrode Holder Cable Kit 3m
CKC203i	Earth Cable Clamp Kit 3m
700123	Argon Regulator Single Stage 2 Gauge
WP17AK	TIG Spares Kit in Plastic Case
XR935H	Light Reactive Welding Helmet
XTICCL	Large Carry Case

# XTP 40 DUAL VOLTAGE INVERTER PLASMA CUTTER

**5 YEAR WARRANTY**



## VARIABLE OUTPUT


The variable output of the XTP 40 makes it ideal for cutting metals up to 12mm thick where the output power can be fine tuned to minimise dross on the cut edges.

The pilot arc automatically re-ignites enabling easy cutting of mesh or perforated materials. Non HF ignition minimises the risk of interference with electronic systems.

## GENERATOR FRIENDLY

The XTP 40 is able to cope with inputs which fluctuate by +/-15% & can be used with the majority of generators.

The machine is housed in a metal case with carry handle & shoulder strap.



## KEY FEATURES

- Lightweight 12.6kg
- 40A @ 40% duty cycle
- Generator friendly
- Smart switching dual voltage 110-230V
- Ideal for mesh cutting
- 12mm production cut
- 20mm severance cut
- Supplied with XT4000 plasma torch x 6m & 3m earth cable
- Auto over voltage and over current protection
- Includes built in air pressure regulator
- Manufactured to IP23S, ISO/IEC 60974-1, ISO/IEC 60974-6 & RoHS Compliant

PARAMETER	VALUE
Output Current	10-40A DC
Input Voltage	110/230V 1P
Duty Cycle	40A @ 40%
Production Cut Capacity	12mm
Severance Cut Capacity	20mm
Starting Method	Short Circuit
Min Fuse Rating	14.8A @ 110V 18.5A @ 230V
Input Current (Eff)	32A @ 110V 16A @ 230V
KVA	3.7
Generator Size*	5 KVA
Enclosure Protection	IP23S
Dimensions (LxWxH mm)	430 x 170 x 300
Weight (kg)	12.6

\*Generator requires AVC

Requires compressor that can deliver  
125Lpm @ 5 Bar, 4.5CFM @ 75 PSI

## MACHINE PACKAGES

STOCK CODE	DESCRIPTION
XTP40	Inverter Plasma Cutter c/w XT4000 Torch 110/230V

For full package contents see page 302

## ACCESSORY INFORMATION:

STOCK CODE	DESCRIPTION
XTP40-6-CC	Torch Package 4m Central Connector
CKC403	Earth Cable Clamp Kit 3m
XR935H	Light Reactive Welding Helmet
XT140AK	Plasma Spares Kit Plastic Box
CV53	Releasing Tool

# XTP 63 INVERTER PLASMA CUTTER

**5 YEAR WARRANTY**



**CUTS ANY METAL  
20MM  
PRODUCTION CUT  
30MM  
SEVERANCE CUT  
COMPACT AND  
LIGHTWEIGHT**

## VARIABLE OUTPUT

The variable output of the XTP 63 makes it ideal for cutting metals up to 20mm thick. Infinite power control allows the output to be tuned to minimise dross on the cut edges.

The pilot arc automatically re-ignites enabling easy cutting of mesh or perforated materials. Non HF ignition minimises the risk of interference with electronic systems.

## GENERATOR FRIENDLY

The XTP 63 is able to cope with inputs which fluctuate by +/-15% & can be used with the majority of generators.

The machine is housed in a metal case with carry handle.



## KEY FEATURES

- 400V 3 phase
- Lightweight 13kg
- 60A @ 40% duty cycle
- Generator friendly
- Ideal for mesh cutting
- 20mm production cut
- 30mm severance cut
- Supplied with XT4000 plasma torch 6m & 3m earth cable
- Auto over voltage and over current protection
- Includes built in air pressure regulator & pressure gauge
- Manufactured to IP23S, ISO/IEC 60974-1, ISO/IEC 60974-6 & RoHS Compliant

PARAMETER	VALUE
Output Current	10-60A
Input Voltage	400V 3P
Duty Cycle	60A @ 40%
Production Cut Capacity	20mm
Severance Cut Capacity	30mm
Starting Method	Short Circuit
Min Fuse Rating	20A
Input Current (Eff)	7.6
KVA	7
Generator Size*	10 KVA
Enclosure Protection	IP23S
Dimensions (LxWxH mm)	450 x 170 x 310
Weight (kg)	13

\*Generator requires AVC

Requires compressor that can deliver 125 Lpm @ 5 Bar, 4.5CFM @ 75 PSI

## MACHINE PACKAGES

STOCK CODE	DESCRIPTION
XTP63	Inverter Plasma Cutter c/w XT4000 Torch 400V

For full package contents see page 302

## ACCESSORY INFORMATION:

STOCK CODE	DESCRIPTION
XTP40-6-CC	Torch Package 6m Central Connector
CKC403	Earth Cable Clamp Kit 3m
XTI40AK	Plasma Spares Kit Plastic Box
XR935H	Light Reactive Welding Helmet

# XTP 105i INVERTER PLASMA CUTTER

**5 YEAR WARRANTY**



## VARIABLE OUTPUT


The variable output of the XTP 105 makes it ideal for cutting metals up to 30mm thick. Infinite power control allows the output to be tuned to minimise dross on the cut edges.

The pilot arc can be set to automatically re-ignite enabling easy cutting of mesh or perforated materials. Non HF ignition option minimises the risk of interference with electronic systems.

## GENERATOR FRIENDLY

The XTP 105 is able to cope with inputs which fluctuate by +/-15% & can be used with the majority of generators.

The machine is housed in a metal case with carry handles.



## KEY FEATURES

- 400V 3 phase
- 100A @ 100% duty cycle
- Generator friendly
- Mesh cutting mode
- 30mm production cut
- 50mm severance cut
- CNC interface and HF start
- Supplied with XTY120 plasma torch 6m and 3m earth cable
- Auto over voltage and over current protection
- Includes built in air pressure regulator and pressure gauge
- Optional smaller XT4000 torch for operation up to 60A
- Manufactured to IP23S, ISO/IEC 60974-1, ISO/IEC 60974-6 & RoHS Compliant

PARAMETER	VALUE
Output Current	20-100A
Input Voltage	400V 3P
Duty Cycle	100A @ 100%
Production Cut Capacity	30mm
Severance Cut Capacity	50mm
Starting Method	Short Circuit
Min Fuse Rating	32A
Input Current (Eff)	21.6A
KVA	13
Generator Size*	15 KVA
Enclosure Protection	IP23S
Dimensions (LxWxH mm)	530 x 250 x 400
Weight (kg)	25

\*Generator requires AVC

Requires compressor that can deliver 200 Lpm @ 5 Bar, 7CFM @ 75 PSI

## MACHINE PACKAGES

STOCK CODE	DESCRIPTION
XTP105i	Inverter Plasma Cutter c/w XTY125 Torch 400V

For full package contents see page 302

## ACCESSORY INFORMATION:

STOCK CODE	DESCRIPTION
XTY125-6-CC	Hand Torch Package 6m Central Connector
XTYM125-6-CC7	Machine Torch 6m Central Connector
CKC403	Earth Cable Clamp Kit 3m
XTI105AK	Plasma Spares Kit Plastic Box
XR935H	Light Reactive Welding Helmet



# XTT 212Di AC/DC PULSED TIG INVERTER

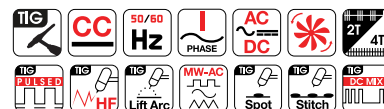
**5 YEAR WARRANTY**



Shows optional water cooler

110V OR 230V INPUT  
TIG WELDS ANY METAL UP TO 6MM  
PULSE FUNCTION FOR SUPERIOR ARC CONTROL  
SQUARE WAVE AC TIG

This dual-voltage compact machine offers the user the benefits of a 230V workshop machine with the flexibility of 110V site machine. Compared with the XTT202 AC/DC the XTT212 has a 40% smaller footprint but packs the same punch. Simple, intuitive one-knob control allows for rapid program setting. The XTT212 machine works with digital and analogue on-torch current controls and has a foot control option.



## KEY FEATURES

- 110V or 230V Input
- TIG Welds any Metal up to 6mm
- Square Wave AC TIG
- Pulse Function to Superior Arc Control
- Variable Frequency for Faster Welding
- Reduced Footprint
- Manufactured to IP23S, ISO/IEC 60974-1, ISO/IEC 60974-6 & RoHS Compliant



PARAMETER	VALUE
Style	Portable
Machine Type	Inverter
Output Current	230V (110V) 5-200A DC (5-140A) DC 10-200A AC (10-140A) AC
Duty Cycle	200A @ 30% (140A @ 40%)
Input Voltage	110/230V 1P
Pulse Frequency	0.5-200Hz
AC Frequency	50-250Hz
Minimum Fuse Rating	16A (32A)
KVA	6.4
Generator Size*	9 KVA
Enclosure Protection	IP23S
Dimensions (LxWxH mm)	460 x 170 x 320
Weight (kg)	12

\*Generator requires AVC

## MACHINE PACKAGES

STOCK CODE	DESCRIPTION
XTT212Di	200A AC/DC Pulsed TIG Inverter 230V/110V
XTT212Di-P1	Inverter c/w PRO26 Torch & Regulator
XTT212Di-WC	200A TIG Machine with Water Cooler
XTT212Di-WC-P1	Inverter c/w PRO20 Torch, Regulator & Water Cooler

For full package contents see page 304

## ACCESSORY INFORMATION:

STOCK CODE	DESCRIPTION
IV26-12SIBD18	Pro-Grip Max™ TIG 200A Air Cooled Torch 12.5ft
IV20-12S3DQ18	Pro-Grip Max™ 20 Torch 12.5ft Water Cooled
CKE403	Electrode Holder Cable Kit 3m
CKC403	Earth Cables Clamp Kit 3m
ERCP18	Trigger Plug
D3595-1-1	TIG Adaptor
700123	Regulator Single Stage 2 Gauge
WP26AK	TIG Spares Kit in Plastic Case
XTS908	Water Cooler
XTI902D	Foot Control
XTI903W	Wireless Foot Control
XTICL	Large Carry Case (Air Cooled)

# XTT 207DVP PULSED TIG INVERTER

**5 YEAR WARRANTY**



**TIG WELD STEEL AND STAINLESS STEEL TO 6MM**  
**DUAL VOLTAGE 110/230V**  
**PULSE FUNCTION FOR SUPERIOR ARC CONTROL**

## KEY FEATURES

- Dual voltage 110-230V 1P
- Lightweight 8kg
- 200A @ 35% duty cycle
- Generator friendly
- TIG welds steel & stainless steel to 6mm
- Adjustable TIG parameters
- Pulse function for superior arc control
- Supplied with 3m earth lead
- Latching trigger option (TIG mode)
- Adjustable down slope option (TIG mode)
- Connections 35-50mm twist lock
- Manufactured to IP23S, ISO/IEC 60974-1, ISO/IEC 60974-6 and RoHS Compliant

## DC OUTPUT

The XTT 207 DV has a DC output and is suitable for welding alloy, non alloy steels, stainless steel and titanium.

TIG Mode - Materials up to 6mm can be welded with ease. MMA Mode - Electrodes up to 4.8mm can be used with ease.

## TIG WELDING

The XTT 207 DV is suitable for TIG welding steel and stainless steel using the HF start circuit.

Adjustable power pulsing allows reduced heat input and increased penetration.

## GENERATOR FRIENDLY

The XTT 207 DV is able to cope with inputs which fluctuate by +/-15% and can be used with the majority of generators.

The machine is housed in a metal case with integrated carry handle and shoulder strap.

A carry case is available as an optional extra.



PARAMETER	VALUE
Output Current	5-200A @ 230V 5-160A @ 110V
Input Voltage	110/230V 1P
Duty Cycle	200A @ 35% 230V 160A @ 40% 110V
Up Slope Function	0-5s
Down Slope Function	0-5s
Pre-flow Function	0-1s
Post Flow Function	3-10s
Pulse Frequency	0.5-100Hz
Min Fuse Rating	32A @ 110V 16A @ 230V
Input Current (Eff)	28.5A @ 110V 16A @ 230V
KVA	10
Generator Size*	13 KVA
Enclosure Protection	IP23S
Dimensions (LxWxH mm)	376 x 136 x 240
Weight (kg)	8.0

\*Generator requires AVC

MACHINE PACKAGES	
STOCK CODE	DESCRIPTION
XTT207DVP	200A DC Pulsed TIG Inverter DV 110/230V
XTT207DVP-P1	TIG Inverter with PRO26 Torch Package & Regulator

For full package contents see page 304

ACCESSORY INFORMATION	
STOCK CODE	DESCRIPTION
IV26-12S3BD19	Pro-Grip™ 200A Air Cooled Torch x 12.5ft
CKC203I	Electrode Holder Cable Kit 3m
CKE203I	Earth Cables Clamp Kit 3m
D3595-1-1	TIG Adaptor
700123	Regulator Single Stage 2 Gauge
WP26AK	TIG Spares Kit in Plastic Case
ERCP19	Trigger Plug 5 Pin
XR935H	Light Reactive Welding Helmet
TR005	Trolley (air cooled)
TR003	Trolley (water cooled)
XTS904	Water Cooler

# XTT 202P AC/DC PULSED TIG INVERTER

**5 YEAR WARRANTY**



TIG WELDS ANY METAL UP TO 6MM  
SQUARE WAVE AC TIG  
PULSE FUNCTION TO SUPERIOR ARC CONTROL  
VARIABLE FREQUENCY FOR FASTER WELDING

## AC/DC OUTPUT

The XTT 202P can be used in both AC and DC modes for TIG or MMA welding allowing the welding of virtually any metal.


Square wave AC output and power pulsing maximises productivity whilst reducing heat output.

The majority of steels can be welded in DC mode quickly using the pulse power



function. The AC mode allows the welding of aluminium and magnesium alloys.

The square wave output and adjustable frequency maximises the arc energy offering high welding speeds when coupled with the power pulsing function.



## MACHINE PACKAGES

STOCK CODE	DESCRIPTION
XTT202P	200A AC/DC Pulsed TIG Inverter 230V
XTT202P-P1	Inverter c/w PRO26 Torch & Regulator
XTT202P-P1T	Inverter c/w PRO26 Torch, Regulator & Trolley (TR005)
XTT202P-P1WT	Inverter c/w PRO20 Torch, Regulator, Water Cooler & Trolley (TR005)

For full package contents see page 304

## ACCESSORY INFORMATION

STOCK CODE	DESCRIPTION
CKE403	Electrode Holder Cable Kit 3m
CKC403	Earth Cables Clamp Kit 3m
IV26-12S3BD18	Pro-Grip™ 200A Air Cooled Torch x 12.5ft
IV20-12S3DQ18	Pro-Grip® 250A Water Cooled Torch x 12.5ft
D3595-1-1	TIG Adaptor
700123	Regulator Single Stage 2 Gauge
WP20AK	TIG Spares Kit in Plastic Case
WP26AK	TIG Spares Kit in Plastic Case
ERC18	Trigger Plug
XR935H	Light Reactive Welding Helmet
TR005	Trolley (air cooled)
TR003	Trolley (water cooled)
XTI902D	Foot Control
XTI903W	Wireless Foot control

## KEY FEATURES

- 230V input
- 200A @ 25% duty cycle
- Square wave AC TIG mode
- Variable AC frequency
- Variable pulse frequency
- HF arc starting
- Digital control
- Optional foot control
- Generator friendly
- Adjustable downslope (TIG mode)
- Supplied with 3m earth lead
- Connections 35-50mm twist lock
- Manufactured to IP23S, ISO/IEC 60974-1, ISO/IEC 60974-6 and RoHS Compliant

PARAMETER	VALUE
Output Current	5-200A DC 10-200A AC
Input Voltage	230V 1P
Duty Cycle	200A @ 25%
Up Slope Function	0-10s
Down Slope Function	0-10s
Pre-flow Function	0-10s
Post Flow Function	0-10s
Pulse Frequency	250Hz
Min Fuse Rating	16A
Input Current (Eff)	18A
KVA	10.8
Generator Size*	14 KVA
Enclosure Protection	IP23S
Dimensions (LxWxH mm)	480 x 240 x 400
Weight (kg)	22

\*Generator requires AVC

# XTT 315Di AC/DC MULTI WAVE TIG INVERTER

**5 YEAR WARRANTY**



Shows optional water cooler

TIG WELDS ANY METAL UP TO 8MM  
FULL TIG PARAMETER ADJUSTMENT  
MULTI-WAVE AC  
SPOT WELD

## AC/DC OUTPUT

The XTT 315Di can be used in both AC and DC modes for TIG or MMA welding allowing the welding of virtually any metal.

Multi-wave AC output and power pulsing maximises productivity whilst reducing heat output.

The majority of steels can be welded in

DC mode quickly using the pulse power function. The AC mode allows the welding of aluminium and magnesium alloys.

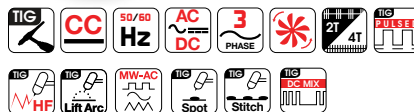
Multi-wave output using Sine, Triangle or Square wave allows precise heat and bead profile control. DC mix mode provides high speed welding

## GENERATOR FRIENDLY

The XTT 315Di is able to cope with inputs which fluctuate by +/-15% & can be used with the majority of generators.

## KEY FEATURES

- 400V 3 phase input
- 315A @ 60% duty cycle
- Square wave AC TIG mode
- Variable AC frequency
- Variable pulse frequency
- HF arc starting
- Digital control
- Optional foot control
- Supplied with 3m earth lead
- Connections 35-50mm twist lock
- Manufactured to IP23S, ISO/IEC 60974-1, ISO/IEC 60974-6 & RoHS Compliant



PARAMETER	VALUE
Output Current	5-315A DC 10-315A AC
Input Voltage	400V 3P
Duty Cycle	315A @ 60%
Up Slope Function	0-10s
Down Slope Function	0-10s
Pre-flow Function	0-10s
Post Flow Function	0-10s
Pulse Rating	0.5-200Hz
AC Frequency	50-250Hz <sup>†</sup>
Min Fuse Rating	16A
Input Current (Eff)	17.1A
KVA	13.6
Generator Size*	17 KVA
Enclosure Protection	IP23S
Dimensions (LxWxH mm)	580 x 240 x 440
Weight (kg)	38

\*Generator requires AVC

<sup>†</sup>AC frequency range restricted at higher amperages

## MACHINE PACKAGES

STOCK CODE	DESCRIPTION
XTT315Di	XTT315A AC/DC TIG Inverter 400V
XTT315Di-P1	XTT315Di c/w PRO26 Torch & Regulator
XTT315Di-P1W	XTT315Di c/w PRO18 Torch, Regulator, Water Cooler, Trolley & Coolant
XTT315Di-P1WT3	XTT315Di c/w PRO20 Torch, Regulator, Water Cooler, Trolley & Coolant

For full package contents see page 304

## ACCESSORY INFORMATION:

STOCK CODE	DESCRIPTION
IV18-12S3DQ18	Pro-Grip Max™ 350A Water Cooled Torch 12.5ft
IV20-12S3DQ18	Pro-Grip Max™ 250A Water Cooled Torch 12.5ft
CKE403	Electrode Holder Cable Kit 3m
CKC403	Earth Cables Clamp Kit 3m
XTI902D	Foot Control
XTI903W	Wireless Foot control
D3595-1-1	TIG Adaptor
700123	Regulator Single Stage 2 Gauge
WP20AK	TIG Spares Kit Plastic Case
WP18AK	TIG Spares Kit Plastic Case
ERCP18	Trigger Plug
XTS910	Water Cooler 400V
TR008	Trolley



# XTM 161i SINGLE PHASE MIG INVERTER

**5 YEAR WARRANTY**



## DC OUTPUT

The smooth DC output ensures excellent arc characteristics. Materials up to 4mm can be welded with ease. Synergic control provides rapid setting. Lightweight construction means the machine is easily portable, and the removable Euro connection torch makes for easy transport and storage. Can be used in MMA, Lift TIG, MIG manual and synergic with or without GAS. Wire sizes of 0.6-0.8mm can be used with ease.



## GENERATOR FRIENDLY

The XTM 161i is able to cope with inputs which fluctuate by +/-15% & can be used with the majority of generators. The machine is housed in a steel case with an integrated carry handle.

### KEY FEATURES

- 230V single phase
- 160A @ 40% duty cycle
- Compact and portable
- Synergic MIG
- Lift TIG and MMA
- Accepts 5kg (200mm) spools
- IP23S
- Supplied with 3m Earth Lead
- 2T/4T trigger latching
- Manufactured to IP23S, ISO/IEC 60974-1, ISO/IEC 60974-6 and RoHS compliant

PARAMETER	VALUE
Style	Portable
Machine Type	Inverter
Max Current	160A DC
Wire Feed Speed	2-15m/min
Voltage	14.5-22V
Spool Size	200mm (5kg) 100mm (1kg)
Feed Box	2R
Wire Size	0.6-0.8mm
Duty Cycle	160A @ 40%
Input Voltage	230V 1P
Min Fuse Rating	16A
Input Current (Eff)	16.3A
KVA	7.7
Generator Size*	10 KVA
Enclosure Protection	IP23S
Dimensions (LxWxH mm)	469 x 223 x 421
Weight (kg)	15.5

\*Generator requires AVC

### MACHINE PACKAGES

STOCK CODE	DESCRIPTION
XTM161i	160A MIG Inverter 230V
XTM161i-P1	Machine c/w MIG Torch and Regulator
XTM161i-P2	Machine c/w TIG Torch and Electrode Lead

For full package contents see page 303

### ACCESSORY INFORMATION:

STOCK CODE	DESCRIPTION
ECR1500-30ER	Eco-Grip Max™ MIG 150A Torch 3m
XP200A-30E	XP8 200A MIG Torch
IV17-12IMPG-RTW	TIG Torch x 12ft Air Cooled
CKE203i	Electrode Holder Cable Kit
CKC203i	Earth Cables Clamp Kit 3m
700123	Argon Regulator Single Stage 2 Gauge
XR935H	Light Reactive Welding Helmet



# XTM 201i SINGLE PHASE MIG INVERTER

**5 YEAR WARRANTY**



## DC OUTPUT

The smooth DC output ensures excellent arc characteristics. Materials up to 4mm can be welded with ease. Synergic control provides rapid setting. Lightweight construction means the machine is very portable and the removable Euro connection torch makes for easy transport and storage. Can be used in MMA, Lift TIG, MIG manual and synergic with or without GAS. Wire sizes of 0.8-1.0mm can be used with ease.

## GENERATOR FRIENDLY

The XTM 201i is able to cope with inputs which fluctuate by +/-15% & can be used with the majority of generators. The machine is housed in a steel case with an integrated carry handle.



## KEY FEATURES

- 230V single phase
- 200A @ 25% duty cycle
- Compact and portable
- Synergic MIG
- Lift TIG and MMA
- Accepts 5kg (200mm) spools
- IP23S
- Supplied with 3m Earth Lead
- 2T/4T trigger latching
- Manufactured to IP23S, ISO/IEC 60974-1, ISO/IEC 60974-6 and RoHS compliant

PARAMETER	VALUE
Style	Portable
Machine Type	Inverter
Max Current	200A DC
Wire Feed Speed	2-18m/min
Voltage	18-26.5V
Spool Size	200mm (5kg) 100mm (1kg)
Feed Box	2R
Wire Size	0.8-1.0mm
Duty Cycle	200A @ 25%
Input Voltage	230V 1P
Min Fuse Rating	16A
Input Current (Eff)	18A
KVA	10.2
Generator Size*	13 KVA
Enclosure Protection	IP23S
Dimensions (LxWxH mm)	469 x 223 x 421
Weight (kg)	15.5

\*Generator requires AVC

## MACHINE PACKAGES

STOCK CODE	DESCRIPTION
XTM201i	200A MIG Inverter 230V
XTM201i-P1	Machine c/w MIG Torch and Regulator
XTM201i-P2	Machine c/w TIG Torch and Electrode Lead

For full package contents see page 303

## ACCESSORY INFORMATION

ECR1500-30ER	Eco-Grip Max™ 150A MIG Torch 3m
ECR2500-30ER	Eco-Grip Max™ 250A MIG Torch 3m
XP200A-30E	XP8 200A MIG Torch
IV17-12IMPG-RTW	TIG Torch x 12ft Air Cooled
CKE203i	Electrode Holder Cable Kit
CKC203i	Earth Cables Clamp Kit 3m
700123	Argon Regulator Single Stage 2 Gauge
XR935H	Light Reactive Welding Helmet

# XTM 201Di MULTI-PROCESS DIGITAL INVERTER



SMART SWITCHING  
DUAL VOLTAGE  
DIGITAL USER INTERFACE  
RAPID SYNERGIC  
SETUP



## KEY FEATURES

- Smart switching dual voltage 110-230V
- Accepts 5kg (200mm) or 1kg (100mm) spools
- Supplied with MMA lead set, input cable and gas hose
- Rapid synergic setup for MIG, TIG and MMA welding
- Adjust voltage and wire speed from the torch
- Easy to follow digital user interface
- MIG weld with or without gas
- Display visible in sunlight
- Replaceable screen protector
- MIG weld down to 0.9mm thick material
- Manufactured to IP23S, ISO/IEC 60974-1, ISO/ IEC 60974-6 & RoHS Compliant

The XTM 201Di machine does it all, MIG, DC TIG or MMA. Ideal for welding a range of materials, the XTM 201Di allows the welding of steels, stainless steels and aluminium using MIG, DC TIG or MMA processes.

The multi-language digital user interface rapidly gets you to the correct machine setting with minimal process knowledge, on site or in the workshop.

The helpful display guides the user through machine set up, from how to connect the machine for the chosen process, right through to the correct settings for the particular material thickness.

The machine package includes a remote control MIG torch which allows MIG parameter adjustment directly from the torch.

PARAMETER	VALUE
Style	Portable
Machine Type	Inverter MIG/TIG/MMA
Wire Feed Speed	3.5 - 21m/min MIG - 14.5-24V TIG - 10.4-18V MMA - 20.4-28V
Voltage	200mm (5kg) 100mm (1kg)
Spool Size	2R
Feed Box	0.6-1.0mm
Wire Size	200A @ 25%
Duty Cycle	140A/200A
Input Voltage	30A (MIG), 10A (TIG)
Max Current	32A @ 110V 16A @ 230V
Min Current	32A @ 110V 26A @ 230V
Fuse Rating	7.8
Input Current (Eff)	10 KVA
KVA	IP23S
Generator Size*	490 x 220 x 430
Enclosure Protection	17.5
Dimensions (LxWxH mm)	
Weight (kg)	

\*Generator requires AVC

MACHINE PACKAGES	
STOCK CODE	DESCRIPTION
XTM201Di	200A Multi Process Inverter
XTM201Di-PE	Inverter c/w control MIG torch & MIG wire package
XTM201Di-P1	Inverter c/w control MIG torch, MIG wire & regulator package
XTM201Di-P2	Inverter c/w control MIG torch, Pro TIG torch, MIG wire & regulator package
XTM201Di-T	Inverter c/w trolley package
XTM201Di-P1T	Inverter c/w control MIG torch, MIG wire, regulator & trolley package
XTM201Di-PTE	Inverter c/w control MIG torch, MIG wire & trolley package
XTM201Di-P2T	Inverter c/w control MIG torch, Pro TIG torch, MIG wire, regulator & trolley package

For full package contents see page 303

ACCESSORY INFORMATION	
STOCK CODE	DESCRIPTION
XTM201Di-AL	Aluminium MIG Welding Starter Kit c/w 0.8-1.0 U Roller & Teflon Liner 3m, 1.0mm Contact Tip
IV17-12S1MPG	PRO17 TIG Torch 12ft Single Trigger c/w 1.6mm Tungsten & 11mm Nozzle
IV2500-30ER4	250A Remote Control MIG Torch 3m - 4 Button Control
XR935H	Light Reactive Welding Helmet

# XTM 211Di 4 in 1 MULTI-PROCESS INVERTER

**5 YEAR WARRANTY**



**MEMORY FUNCTION FOR ALL PROCESSES TO SAVE AND RECALL WELDING PROGRAMS**  
**RAPID SYNERGIC SETUP FOR MIG, TIG & MMA**

The XTM 211Di MIG Inverter has 4 different processes available to the user making it ideal for the welding of Steels, Stainless Steels and Aluminium using the MIG, AC TIG, DC TIG or MMA process. The machine uses auto polarity switching so there is no need to change the work lead connections on the front of the machine. Instant swapping between the

MIG and TIG processes with one touch of the torch trigger makes it well suited to pipe applications or multi process workshops. The multi-language digital user interface rapidly gets you to the correct machine setting with minimal process knowledge, on site or in the workshop.



## KEY FEATURES

- Large high quality colour screen with multi language easy to follow digital interface
- View and adjust machine parameters from the MIG torch handle (\*OLED torch optional extra)
- HF Start TIG
- Instant swapping between MIG and TIG process with one touch of the torch trigger
- Rapid synergic setup for MIG, TIG & MMA
- MIG Weld, down to 0.9mm thick material
- Memory function for all processes to save and recall welding programs
- Supplied with MMA lead set, input cable and 2 gas hoses
- Pulse TIG function for superior arc control
- 15Kg (300mm) Spool Size
- Welding Capacity (230V input)
- Manufactured to IP23S, ISO/IEC 60974-1, ISO/IEC 60974-6 & RoHS Compliant

PARAMETER	VALUE
Style	Portable
Machine Type	Inverter MIG/TIG/MMA
Output	MIG 140 (110V) 200 (230V)
	TIG 140 (110V) 200 (230V)
	MMA 110 (110V) 200 (230V)
Spool Size	300mm (15kg) 200mm (5kg)
Feed Box	2 Roll
Wire Size	0.6-1.0mm
Duty Cycle	200A @ 25%
Input Voltage	110V / 230V (Smart Switching)
Maximum Current	140A / 200A
Input Current DC (Eff)	MIG - 21.4A @110V / 15A @ 230V
	TIG - 20.5 @110V / 11.3A @ 230V
	MMA - 20.6 @110V / 15.4A @ 230V
Minimum Fuse Rating	32A @ 110V / 16A @ 230V
KVA	7.8
Generator Size*	10 KVA
Enclosure Protection	IP23S
Dimensions (LxWxH mm)	615 x 275 x 495
Weight (kg)	27.8

\*Generator requires AVC

## MACHINE PACKAGES

STOCK CODE	DESCRIPTION
XTM211Di	200A Multi Process Inverter
XTM211Di-PE	Inverter c/w Control MIG Torch & Package
XTM211Di-P1	Inverter c/w Control MIG Torch & Regulator Package
XTM211Di-P2	Inverter c/w Control MIG Torch, Pro TIG Torch & Regulator Package
XTM211Di-T	Inverter c/w Trolley Package
XTM211Di-P1T	Inverter c/w Control MIG Torch, Regulator & Trolley Package
XTM211Di-PTE	Inverter c/w Control MIG Torch & Trolley Package
XTM211Di-P2T	Inverter c/w Control MIG Torch, Pro TIG Torch, Regulator & Trolley Package

For full package contents see page 303

For accessory information see page 281

# XTM 221Di 5 in 1 MULTI-PROCESS INVERTER

**5 YEAR WARRANTY**



**MEMORY FUNCTION FOR ALL PROCESSES TO SAVE AND RECALL WELDING PROGRAMS**  
**RAPID SYNERGIC SETUP FOR MIG, TIG, MMA & PLASMA**

The XTM 221Di MIG Inverter has 5 different processes available to the user making it ideal for the welding of Steels, Stainless Steels and Aluminium using the MIG, AC TIG, DC TIG or MMA process, and cutting and gouging using the plasma process. The machine uses auto polarity switching so there is no need to change the work lead connections on the front of

the machine. Instant swapping between the MIG, TIG and Plasma processes with one touch of the torch trigger makes it well suited to multi process workshops. The multi-language digital user interface rapidly gets you to the correct machine setting with minimal process knowledge, on site or in the workshop.



## KEY FEATURES

- Large high quality colour screen with multi-language easy to follow digital interface
- View and adjust machine parameters from the MIG torch handle (\*OLED torch optional extra)
- HF Start TIG
- Instant swapping between MIG, TIG and Plasma process with one touch of the torch trigger
- Rapid synergic setup for MIG, TIG, MMA, PLASMA
- MIG Weld, down to 0.9mm thick material
- Memory function for all processes to save and recall welding programs
- Supplied with MMA lead set, input cable and 3 gas hoses
- Pulse TIG function for superior arc control
- Dual voltage 110 / 230V
- Welding Capacity 6mm (230V input)
- Manufactured to IP23S, ISO/IEC 60974-1, ISO/IEC 60974-6 & RoHS Compliant

PARAMETER	VALUE
Style	Portable
Machine Type	Inverter MIG/TIG/MMA/PLASMA
Output	MIG 140 (110V) 200 (230V)
	TIG 140 (110V) 200 (230V)
	MMA 110 (110V) 200 (230V)
Spool Size	300mm (15kg) 200mm (5kg)
Feed Box	4 Roll
Wire Size	0.6-1.0mm
Duty Cycle	200A @ 30%
Input Voltage	110V / 230V (Smart Switching)
Maximum Current	140A / 200A
Input Current DC (Eff)	MIG-19.4A@110V/14.4A@230V
	TIG-17.7A@110V/12.5A@230V
	MMA-21.8A@110V/16.2A@230V
	PLASMA-21.9A@110V/16.0A@230V
Minimum Fuse Rating	32A @ 110V / 16A @ 230V
KVA	7.4
Generator Size*	10 KVA
Enclosure Protection	IP23S
Dimensions (LxWxH mm)	650 x 275 x 495
Weight (kg)	30

\*Generator requires AVC

## MACHINE PACKAGES

STOCK CODE	DESCRIPTION
XTM221Di	200A Multi Process Inverter
XTM221Di-PE	Inverter c/w Control MIG Torch & Package
XTM221Di-P1	Inverter c/w Control MIG Torch & Regulator Package
XTM221Di-P2	Inverter c/w Control MIG Torch, Pro TIG Torch & Regulator Package
XTM221Di-T	Inverter c/w Trolley Package
XTM221Di-P1T	Inverter c/w Control MIG Torch, Regulator & Trolley Package
XTM221Di-PTE	Inverter c/w Control MIG Torch & Trolley Package
XTM221Di-P2T	Inverter c/w Control MIG Torch, Pro TIG Torch, Regulator & Trolley Package
XTM221DI-P3	Machine with MMA leads and 3 gas hoses, 3M 250A MIG torch 4 Button, Pro TIG 4M torch with 3 button control, XTP40-6-CC plasma torch, gas regulator
XTM221DI-P3T	Machine with MMA leads and 3 gas hoses, 3M 250A MIG torch 4 Button, PRO TIG 4M torch with 3 button control, XTP40-6-CC plasma torch, Twin bottle trolley with drawer, gas regulator

For full package contents see page 303

For accessory information see page 281



# XTM 255i MIG INVERTER

**5 YEAR WARRANTY**



**MULTI PROCESS  
MIG/MMA/LIFT TIG  
4 ROLL DRIVE  
SYNERGIC WELDING  
WITH RAPID SET UP  
STORAGE DRAWER**

## KEY FEATURES

- 110V / 230V dual voltage single phase
- Multi-process MIG/TIG/MMA
- Quick and easy selection of welding process, control type, material and wire size
- Synergic control
- 2T/4T trigger latching
- Real time display of parameters and data
- Soft switching technology improves efficiency
- Clear visor to protect front panel controls
- Fan on demand
- Supplied with gas hose and 3m earth lead
- Comes ready assembled to trolley c/w drawer
- Manufactured to IP23S, ISO/IEC 60974-1, ISO/IEC 60974-6 & RoHS Compliant

## SINGLE PHASE COMPACT MULTI-PROCESS SYNERGIC

The XTM 255i single phase MIG Inverter is a dual voltage high performance multi-process power source capable of MIG, Lift TIG, and MMA welding. The LED digital displays show all parameters and

data in real time. The machine has built in synergic control, so welding parameters will adjust automatically when the current is changed, making it easy to operate.



PARAMETER	VALUE
Style	Portable
Machine Type	Inverter MIG/TIG/MMA
Voltage Range	MIG 14.5-26.5V TIG 10.4-20V MMA 20.4-30V
Spool Size	300mm (15kg) 200mm (5kg)
Feed Box	4 Roll
Wire Size	0.6-1.2mm
Duty Cycle	250A @ 25%
Input Voltage	110V / 230V 1P (Smart Switching)
Maximum Current	140A / 250A
Input Current (Eff)	MIG - 32.6A @ 110V / 17.8A @ 230V TIG - 24.8A @ 110V / 12.9A @ 230V MMA - 31.4A @ 110V / 19.1A @ 230V
Minimum Fuse Rating	32A @ 110V / 20A @ 230V
KVA	8.8
Generator Size*	10 KVA
Enclosure Protection	IP23S
Dimensions (LxWxH mm)	1120 x 600 x 1050
Weight (kg)	23

\*Generator requires AVC

STOCK CODE	DESCRIPTION
XTM255i	Machine with trolley, work return lead and gas hose
XTM255i-P1	Machine with trolley, work return lead, gas hose, XP200A 4m long MIG torch and gas regulator
XTM255i-P2	Machine with trolley, work return lead, gas hose, XP200A 4m long MIG torch, PRO26 12ft TIG torch, 3m MMA electrode lead and gas regulator

For full package contents see page 303

## ACCESSORY INFORMATION:

STOCK CODE	DESCRIPTION
XP200A-40E	200A MIG Torch 4m
IV26-12S1BD18	PRO26 TIG torch 12ft long
IV26-25S1BD18	PRO26 TIG torch 25ft long
CKE403	3m MMA Electrode holder and lead

*Note: Machine supplied with 0.8/1.0 V Roller as standard*



# XTM 256i MIG INVERTER

**5 YEAR WARRANTY**



## MULTI-PROCESS MIG/LIFT TIG/MMA

The XTM 256i three phase MIG Inverter is a high performance multi-process power source capable of MIG, Lift TIG, and MMA welding. The LED digital displays show all parameters and data in real

time. The machine has built in synergic control, so welding parameters will adjust automatically when the current is changed, making it easy to operate.



### KEY FEATURES

- 400V three phase
- Multi-process MIG/TIG/MMA
- Quick and easy selection of welding process, control type, material and wire size
- Synergic control
- 2T/4T trigger latching
- Real time display of parameters and data
- Soft switching technology improves efficiency
- Clear visor to protect front panel controls
- Fan on demand
- Supplied with gas hose and 3m earth lead
- Comes ready assembled to trolley c/w drawer
- Manufactured to IP23S, ISO/IEC 60974-1, ISO/IEC 60974-6 & RoHS Compliant

PARAMETER	VALUE
Style	Portable
Machine Type	Inverter MIG/TIG/MMA
Voltage Range	MIG 14.5-26.5V TIG 10.4-20V MMA 20.4-30V
Spool Size	300mm (15kg) 200mm (5kg)
Feed Box	4 Roll
Wire Size	0.6-1.2mm
Duty Cycle	250A @ 35%
Input Voltage	400V 3P
Maximum Current	250A
Input Current (Eff)	MIG - 9.3A TIG - 7.9A MMA - 10.9A
Minimum Fuse Rating	16A
KVA	11.6
Generator Size	13 KVA
Enclosure Protection	IP23S
Dimensions (LxWxH mm)	1120 x 600 x 1050
Weight (kg)	23

\*Generator requires AVC

STOCK CODE	DESCRIPTION
XTM256i	Machine with trolley, work return lead and gas hose
XTM256i-P1	Machine with trolley, work return lead, gas hose, XP200A 4m long MIG torch and gas regulator
XTM256i-P2	Machine with trolley, work return lead, gas hose, XP200A 4m long MIG torch, PRO26 12ft TIG torch, 3m MMA electrode lead and gas regulator

For full package contents see page 303

### ACCESSORY INFORMATION:

STOCK CODE	DESCRIPTION
XP200A-40E	200A MIG Torch 4m
IV26-12S1BD18	PRO26 TIG torch 12ft long
IV26-25S1BD18	PRO26 TIG torch 25ft long
CKE403	3m MMA Electrode holder and lead

*Note: Machine supplied with 0.8/1.0 V Roller as standard*

# XTM 356i MIG INVERTER

**5 YEAR WARRANTY**



## KEY FEATURES

- 400V three phase
- Multi-process MIG/TIG/MMA
- Quick and easy selection of welding process, control type, material and wire size
- Synergic control
- 2T/4T trigger latching
- Real time display of parameters and data
- Soft switching technology improves efficiency
- Clear visor to protect front panel controls
- Fan on demand
- Supplied with gas hose and 3m earth lead
- Comes ready assembled to trolley c/w drawer
- Optional water cooler fits to trolley in place of drawer
- Manufactured to IP23S, ISO/IEC 60974-1, ISO/IEC 60974-6 & RoHS Compliant

## MULTI-PROCESS MIG/LIFT TIG/MMA

The XTM 356i three phase MIG Inverter is a high performance multi-process power source capable of MIG, Lift TIG, and MMA welding. The LED digital displays show all parameters and data in real

time. The machine has built in synergic control, so welding parameters will adjust automatically when the current is changed, making it easy to operate.



PARAMETER	VALUE
Style	Portable
Machine Type	Inverter MIG/TIG/MMA
Voltage Range	MIG 15.5-31.5V TIG 10.4-24V MMA 20.4-34V
Spool Size	300mm (15kg) 200mm (5kg)
Feed Box	4 Roll
Wire Size	0.6-1.2mm
Duty Cycle	350A @ 40%
Input Voltage	400V 3P
Maximum Current	350A
Input Current (Eff)	MIG - 13.5A TIG - 10.2A MMA - 14.5A
Minimum Fuse Rating	16A
KVA	15.9
Generator Size*	18 KVA
Enclosure Protection	IP23S
Dimensions (LxWxH mm)	1120 x 600 x 1050
Weight (kg)	24.5

\*Generator requires AVC

STOCK CODE	DESCRIPTION
XTM356i	Machine with trolley, work return lead and gas hose
XTM356i-P1	Machine with trolley, work return lead, gas hose, XP300A 4m long MIG torch and gas regulator
XTM356i-P2	Machine with trolley, work return lead, gas hose, XP300A 4m long MIG torch, PRO26 12ft TIG torch, 3m MMA electrode lead and gas regulator

For full package contents see page 303

## ACCESSORY INFORMATION:

STOCK CODE	DESCRIPTION
XTS906	400V Water Cooler (Replaces storage drawer)
XP300A-40E	300A MIG Torch 4m
IV26-12S1BD18	PRO26 TIG torch 12ft long
IV26-25S1BD18	PRO26 TIG torch 25ft long
CKE403	3m MMA Electrode holder and lead

**Note:** Machine supplied with 0.8/1.0 V Roller as standard

# XTM 405i MULTI-PROCESS MIG/LIFT TIG/MMA

**5 YEAR WARRANTY**



**MULTI PROCESS  
MIG/MMA/LIFT TIG  
OPTIONAL WATER  
COOLER  
SYNERGIC CONTROL  
5M INTERCONNECT  
CABLE**

The XTM 405i three phase MIG Inverter is a high performance multi-process power source capable of MIG, Lift TIG, and MMA welding. It comes complete with trolley, drawer, and separate wire feeder with interactive large colour screen. The machine has built in synergic control in MIG mode, so welding parameters will adjust automatically when the current is changed, making it easy to operate.



## KEY FEATURES

- 400V three phase
- Multi-process MIG/LIFT TIG/MMA
- Ready assembled to trolley complete with drawer
- Separate wire feeder comes with graphical user interface allowing easy setting of the MIG parameters
- Memory function on wire feeder allows MIG welding programs to be saved and recalled
- Wire feed inching button and gas purge button
- Synergic control for MIG welding
- 2T/4T trigger latching for MIG welding
- Clear visor on wire feeder to protect front panel
- Fan on demand
- Supplied with gas hose and 3m earth lead
- Manufactured to IP23S, ISO/IEC 60974-1, ISO/IEC 60974-6 & RoHS Compliant

PARAMETER	VALUE
Style	Separate
Machine Type	Inverter
Max Current	400A DC
Wire Feed Speed	1-20m/min
Voltage	13-50V
Spool Size	300mm (15kg) 200mm (15kg)
Feed Box	4R
Wire Size	1.0-1.6mm
Duty Cycle	400A @ 60%
Input Voltage	400V 3P
Min Fuse Rating	32A
Input Current (Eff)	MIG - 21.2A TIG - 16.3A MMA - 22.9A
KVA	22
Generator Size*	25 KVA
Dimensions (LxWxH mm)	1050 x 520 x 1140
Weight (kg)	90

\*Generator requires AVC

STOCK CODE	DESCRIPTION
XTM405i	Air Cooled, Synergic MIG Inverter Machine 400V
XTM405iW	Water Cooled, Synergic MIG Inverter Machine 400V

For full package contents see page 303

## ACCESSORY INFORMATION

STOCK CODE	DESCRIPTION
XP450W-40E	XP8 450W MIG Torch 4m
XP450A-40E	XP8 450A MIG Torch 4m
CKE403	Electrode Holder Cable Kit 3m
CKC403	Earth Cables Clamp Kit 3m
700123	Regulator 300 Bar SS 2G Argon
XTME05A	Interconnect Cable 5m
XTME10A	Interconnect Cable 10m
XR935H	Light Reactive Welding Helmet

# XTM 505i MULTI-PROCESS MIG/LIFT TIG/MMA

**5 YEAR WARRANTY**



**MULTI PROCESS  
MIG/MMA/LIFT TIG  
BUILT-IN WATER COOLER  
SYNERGIC CONTROL  
5M INTERCONNECT  
CABLE**

The XTM 505i three phase MIG Inverter is a high performance multi-process power source capable of MIG, Lift TIG, and MMA welding. It comes complete with trolley, water cooler, and separate wire feeder with interactive large colour screen. The machine has built in synergic control in MIG mode, so welding parameters will adjust automatically when the current is changed, making it easy to operate.



## KEY FEATURES

- 400V three phase
- Multi-process MIG/LIFT TIG/MMA
- Ready assembled to trolley c/w water cooler
- Separate wire feeder comes with graphical user interface allowing easy setting of the MIG parameters
- Memory function on wire feeder allows MIG welding programs to be saved and recalled
- Wire feed inching button and gas purge button
- Synergic control for MIG welding
- 2T/4T trigger latching for MIG welding
- Clear visor on wire feeder to protect front panel
- Fan on demand
- Supplied with gas hose and 3m earth lead
- Manufactured to IP23S, ISO/IEC 60974-1, ISO/IEC 60974-6 & RoHS Compliant

PARAMETER	VALUE
Style	Separate
Machine Type	Inverter MIG/TIG/MMA
Max Current	500A
Wire Feed Speed	1.0-2.6m/min
Voltage	MIG 15.0-39.0V TIG 20.8-30.0V MMA 20.8-40.0V
Spool Size	300mm (15kg) 200mm (5kg)
Feed Box	4R
Wire Size	1.0-1.6mm
Duty Cycle	500A @ 60%
Input Voltage	400V 3P
Min Fuse Rating	32A
Input Current (Eff)	MIG - 36.4A TIG - 37.5A MMA - 31.4A
KVA	26
Generator Size*	30 KVA
Dimensions (LxWxH mm)	1100 x 600 x 1400
Weight (kg)	90

\*Generator requires AVC

STOCK CODE	DESCRIPTION
XTM505i	Air Cooled, Synergic MIG Inverter Machine 400V
XTM505iW	Water Cooled, Synergic MIG Inverter Machine 400V

For full package contents see page 303

## ACCESSORY INFORMATION

STOCK CODE	DESCRIPTION
XP450W-40E	XP8 450W MIG Torch 4m
XP450A-40E	XP8 450A MIG Torch 4m
CKE403	Electrode Holder Cable Kit 3m
CKC403	Earth Cables Clamp Kit 3m
700123	Regulator 300 Bar SS 2G Argon
XTME05W	Interconnect Cable 5m
XTME10W	Interconnect Cable 10m
XR935H	Light Reactive Welding Helmet

# XTE 171C COMPACT AUTOMOTIVE MIG MACHINE



## KEY FEATURES

- 230V Single phase
- 165A @ 15% duty cycle
- 2 Roll drive
- Forced air fan cooling
- Infinitely variable wire speed
- Overload warning indicator
- Polarity can be changed for gasless welding
- Stand for gas cylinder (half bottle)
- Holds 5kg wire spools
- Supplied with 3m Earth Lead
- Built in gas valve
- 2 Years return to base warranty
- Manufactured to IP23, EN/IEC 60974-1 RoHS Directive, Low Voltage Directive and EMC Directive (CE Compliant)

## DC OUTPUT

The XTE 171C has a DC Output and when combined with the correct type of wire it is suitable for welding mild steel, stainless steel and aluminium.

8 voltage steps allow fine tuning.

## RELIABLE FEEDING

The feed box ensures reliable feeding of 0.6mm and 0.8mm wires.

## VERSATILE AND PORTABLE

The XTE 171C cabinet can accept a gas cylinder and its large wheels mean it is easily portable and can be moved from job to job.



PARAMETER	VALUE
Style	Compact
Machine Type	Transformer
Max Current	165A DC
Wire Feed Speed	1.5-14mm/min
Voltage	19-37V
Spool Size	300mm (15kg) 200mm (5kg)
Feed Box	2R
Wire Size	0.6-0.8mm
Duty Cycle	165A @ 15%
Input Voltage	230V 1P
Min Fuse Rating	16A
Input Current (Eff)	27A
KVA	6.45
Generator Size*	8 KVA
Enclosure Protection	IP21S
Dimensions (LxWxH mm)	705 x 420 x 630
Weight (kg)	38.3

\*Generator requires AVC

STOCK CODE	DESCRIPTION
XTE171	165A Automotive MIG Machine 230V
XTE171-P1	Automotive MIG Machine c/w Torch and Regulator

For full package contents see page 305

ACCESSORY INFORMATION	
ECR1500-30ER	Eco-Grip Max™ 150A MIG Torch 3m
ECR2500-30ER	Eco-Grip Max™ 250A MIG Torch 3m
XP200A-30E	XP8 200A MIG Torch
CKC403	Earth Cables Clamp Kit 3m
700123	Argon Regulator Single Stage 2 Gauge
XR935H	Light Reactive Welding Helmet



# XTE 181C COMPACT AUTOMOTIVE MIG MACHINE



## KEY FEATURES

- 230V Single phase
- 185A @ 15% duty cycle
- 2 Roll drive
- Forced air fan cooling
- Infinitely variable wire speed
- Overload warning indicator
- Polarity can be changed for gasless welding
- Stand for gas cylinder (half bottle)
- Holds 5kg wire spools
- Supplied with 3m Earth Lead
- Built in gas valve
- 2 Years return to base warranty
- Manufactured to IP23, EN/IEC 60974-1 RoHS Directive, Low Voltage Directive and EMC Directive (CE Compliant)

## DC OUTPUT

The XTE 181C has a DC Output and when combined with the correct type of wire it is suitable for welding mild steel, stainless steel and aluminium from 0.75mm to 5.0mm.

8 voltage steps allow fine tuning.

## RELIABLE FEEDING

The geared aluminium feed box ensures reliable feeding of 0.8mm and 1.0mm wires.

## VERSATILE AND PORTABLE

The XTE 181C full size cabinet can accept a gas cylinder and its large wheels mean it is easily portable and can be moved from job to job.



PARAMETER	VALUE
Style	Compact
Machine Type	Transformer
Max Current	185A DC
Wire Feed Speed	1.5-14mm/min
Voltage	19.5-38V
Spool Size	300mm (15kg) 200mm (5kg)
Feed Box	2R
Wire Size	0.6-0.8mm
Duty Cycle	185A @ 15%
Input Voltage	230V 1P
Min Fuse Rating	16A
Input Current (Eff)	32A
KVA	7.35
Generator Size*	12 KVA
Enclosure Protection	IP21S
Dimensions (LxWxH mm)	705 x 420 x 630
Weight (kg)	40.8

\*Generator requires AVC

STOCK CODE	DESCRIPTION
XTE181	180A Automotive MIG Machine 230V
XTE181-P1	Automotive MIG Machine c/w Torch and Regulator

For full package contents see page 305

ACCESSORY INFORMATION	
ECR1500-30ER	Eco-Grip Max™ 150A MIG Torch 3m
ECR2500-30ER	Eco-Grip Max™ 250A MIG Torch 3m
XP200A-30E	XP8 200A MIG Torch
CKC403	Earth Cables Clamp Kit 3m
700123	Argon Regulator Single Stage 2 Gauge
XR935H	Light Reactive Welding Helmet

# XTE 201C COMPACT AUTOMOTIVE MIG MACHINE



## KEY FEATURES

- 230V single phase
- 205A @ 15% duty cycle
- 2 Roll drive
- Forced air fan cooling
- Infinitely variable wire speed
- Overload warning indicator
- Polarity can be changed for gasless welding
- Stand for gas cylinder (half bottle)
- Holds 15kg wire spools
- Supplied with 3m Earth Lead
- Built in gas valve
- 2 Years return to base warranty
- Manufactured to IP23, EN/IEC 60974-1 RoHS Directive, Low Voltage Directive and EMC Directive (CE Compliant)

## DC OUTPUT

The XTE 201C has a DC Output and when combined with the correct type of wire it is suitable for welding mild steel, stainless steel and aluminium from 0.75mm to 6.0mm.

8 voltage steps allow fine tuning.

## RELIABLE FEEDING

The geared aluminium feed box ensures reliable feeding of 0.6mm to 1.0mm wires.

## VERSATILE AND PORTABLE

The XTE 201C full size cabinet can accept a gas cylinder and its large wheels mean it is easily portable and can be moved from job to job.



PARAMETER	VALUE
Style	Compact
Machine Type	Transformer
Max Current	205A DC
Wire Feed Speed	1.5-14mm/min
Voltage	19.5-38V
Spool Size	300mm (15kg)
Feed Box	2R
Wire Size	0.6-1.0mm
Duty Cycle	205A @ 15%
Input Voltage	230V 1P
Min Fuse Rating	32A
Input Current (Eff)	38A
KVA	8.75
Generator Size*	15 KVA
Enclosure Protection	IP21S
Dimensions (LxWxH mm)	705 x 420 x 630
Weight (kg)	42.8

\*Generator requires AVC

STOCK CODE	DESCRIPTION
XTE201	200A Automotive MIG Machine 230V
XTE201-P1	Automotive MIG Machine c/w Torch and Regulator

For full package contents see page 305

ACCESSORY INFORMATION	
ECR1500-30ER	Eco-Grip Max™ 150A MIG Torch 3m
ECR2500-30ER	Eco-Grip Max™ 250A MIG Torch 3m
XP200A-30E	XP8 200A MIG Torch
CKC403	Earth Cables Clamp Kit 3m
700123	Argon Regulator Single Stage 2 Gauge
XR935H	Light Reactive Welding Helmet

# XTS 906

## WATER COOLER

(For use on XTM 356i machine only)



### KEY FEATURES

- 400V three phase
- Suitable for use with MIG and TIG torches
- Quick fit water connectors for rapid hook up
- Can be free standing or mounted to the underside of the power source depending on machine model
- Can be powered directly from the back of the power source (outlet required on power source) or connected to the mains
- No pump priming required
- Projecting spout for easy filling and coolant level checking
- 24 Months return to base warranty
- Manufactured to ISO/IEC 60974-1, 60974-6 and RoHS compliant

PARAMETER	VALUE
Input Voltage	400V / 3P
Water Tank Capacity	12L
Flow Rate	2 L/min
Size (LxWxH mm)	710 x 285 x 265
Weight	10 kg
Enclosure Protection	IP23

# XTS 907

## WATER COOLER

(For universal machine application)



### KEY FEATURES

- 110/230V dual voltage single phase
- Automatically recognizes input voltage
- Suitable for use with MIG and TIG torches
- Quick fit water connectors for rapid hook up
- Free standing or mounted on Trolley (TR008)
- No pump priming required
- Projecting spout for easy filling and coolant level checking
- 24 Months return to base warranty
- Manufactured to ISO/IEC 60974-1, 60974-6 and RoHS compliant

PARAMETER	VALUE
Input Voltage	110/230V / 1P
Water Tank Capacity	12L
Power Consumption	0.4A @ 110V / 0.3A @ 230V
Flow Rate	2 L/min
Size (LxWxH mm)	710 x 285 x 265
Weight	10 kg
Max. Torch Amperage	Amps
Enclosure Protection	IP23

### WATER COOLER OPTIONS

STOCK CODE	DESCRIPTION
XTSUC	Ultracool Coolant 10L
XTSFSK	Flow Switch Kit
XTSH1	Hook Up Kit 1m

### WATER COOLER OPTIONS

STOCK CODE	DESCRIPTION
XTSH3	Hook Up Kit 3m
XTSH1-303	Hook Up Kit 1m XTI 303
XTSH3-303	Hook Up Kit 3m XTI 303

# XTS 909 WATER COOLER



## KEY FEATURES

- 400V three phase
- Suitable for use with MIG and TIG torches
- Quick fit water connectors for rapid hook up
- Free standing or mounted on Trolley TR009 and connected directly to the XTM405i or XTM505i inverter
- No pump priming required
- Projecting spout for easy filling and coolant level checking
- 24 Months return to base warranty
- Manufactured to ISO/IEC 60974-1, 60974-6 and RoHS compliant

PARAMETER	VALUE
Input Voltage	400V/3P
Water Tank Capacity	12L
Flow Rate	8 L/min
Welding Amps Max	500 A
Size (LxWxH mm)	660 x 265 x 270
Weight	17 kg
Enclosure Protection	IP23
Fuse	0.8A

# FOOT CONTROLS HIGH QUALITY FOOT CONTROLS

Foot controls feature a rubber base to keep it planted to the floor and with anti slip top surface. The low profile construction gives a more natural feel and improves operator balance when working in a standing position.

Foot controls are available in a range of standard resistances and can be supplied with or without control plugs to suit a wide range of machines. Cable length is 2.8m (9.2ft).

Foot Controls come with a 12 month return to base warranty for defects in materials and workmanship.



**FOOT CONTROL  
ORDER CODE XTI 903T**

**FOOT CONTROL  
ORDER CODE XTI 902D**

# XTI 903W WIRELESS FOOT CONTROL

The XTI903W is a high performance foot control that connects wirelessly to the power source. Using Bluetooth technology the foot control works seamlessly within 10 metres of the power source. The wireless technology allows more freedom for positioning of the foot control and eliminates the trip hazards associated with cable mounted foot controls. Excellent battery life ensures 3 days continuous working and 5 days in standby mode. Each foot control is supplied with a paired Bluetooth receiver which connects to the torch socket on the front of the power source.



Machine not included

## KEY FEATURES

- Wireless
- 10 metre operating range
- Works with our TIG, MIG and Multiprocess machines
- Long lasting battery life
- No cables
- Trip hazards avoided
- 12 Months return to base warranty
- Manufactured to IP23, EN/IEC 60974-1 RoHS compliant, Low Voltage Directive and EMC Directive (CE Compliant)

## TECHNICAL INFORMATION

Machine	XTI 903W
Battery Type	3 x AA
Battery Life	Standby Mode - 5 Days Operator Mode - 3 Days
Communication Mode	Bluetooth Class 2
Connection Range	10 Metres
Compatibility	XTT202P XTT212P XTT212Di XTT315Di XTM211Di



\*Please note that the XTI 903W is compatible with Parweld machines of serial number 2206 or higher. Older machines can be upgraded, so please contact sales for further details.



# APT+M 220C DOUBLE PULSED MIG MACHINE



Double pulse MIG welding machine operates from 230V single phase and has programs for steel, stainless steel, aluminium and other materials. Easy to use intuitive display multi-process MMA and lift TIG.



PARAMETER	VALUE
Style	Compact
Machine Type	Inverter
Mains Voltage (VAC)	230 ± 10%
Ampere Range (A)	20-200
Duty Cycle (40°C)	25% : 200 A, 23 V 60% : 110 A, 19 V 100% : 90 A, 18.1 V
Maximum Input Power (KVA)	7.2 V
Open Circuit Voltage (VDC)	75
Dimensions (HxWxL mm)	610 x 245 x 450
Net Weight (kg)	26.5 kg

STOCK CODE	DESCRIPTION
APT+M 220C	Air Cooled Machine Only
APT+M 220C-P1	Air Cooled Machine includes XP200A-30E Torch and UK Standard Gas Regulator
APT+M 220C-P1E 200	Air Cooled Machine includes Trolley XP200A-30E Torch and UK Standard Gas Regulator
APT+M 220C-PT1	Air Cooled Machine includes XP200A-30E Torch
APT+M 220C-PT1E 200	Air Cooled Machine includes Trolley and XP200A-30E Torch

For full package contents see page 304

ACCESSORY INFORMATION	
OPTIONAL ITEMS	DESCRIPTION
TR010	Trolley
DR7V0810	D/Roll 0.8-1.0 V Groove-Steel
DR7U0810	D/Roll 0.8-1.0 U Groove-Ali
DR7U1012	D/Roll 1.0-1.2 U Groove-Ali
APT-ALKIT-1*	Alu Kit - 220-353 MC XP8 Torch 1.0/1.2
APT-ALKIT-2*	Alu Kit - 220-353 MC BZL Torch 1.0/1.2

*\*Includes Feed Rolls, Liner, Contact Tips*

REPLACEMENT ITEMS	DESCRIPTION
CKC2031	3m Work Return Lead
APTM-2A	2m Gas Supply Hose

# APT+M 353C DOUBLE PULSED MIG MACHINE



Double Pulse MIG welding machine  
3 Phase 400V input.

Easy to use intuitive display.

Jobs for steel, stainless steel,  
aluminium and many other materials.

Specialist jobs for root, pipe and  
high speed welding, MMA and lift  
TIG welding modes.



PARAMETER	VALUE
Style	Standard
Machine Type	Inverter
Mains Voltage (VAC)	400 ± 10%
Ampere Range (A)	20-350
Duty Cycle (40°C)	60% : 350 A, 29.8 V 100% : 250 A, 25.3 V
Maximum Input Power (KVA)	14.7 V
Open Circuit Voltage (VDC)	75
Dimensions (HxWxL mm)	497 x 245 x 372
Net Weight (kg)	30 kg

STOCK CODE	DESCRIPTION
APT+M 353C	Air Cooled Machine includes Trolley
APT+M 353C-P1	Air Cooled Machine includes XP300A-30E Torch, Trolley and UK Standard Gas Regulator
APT+M 353C-P1E	Air Cooled Machine includes XP300A-30E Torch and Trolley

For full package contents see page 304

# APT+M 353CW

## DOUBLE PULSED MIG MACHINE



Double Pulse MIG welding machine  
3 Phase 400V input with built in  
water cooler.

Easy to use intuitive display.

Jobs for steel, stainless steel,  
aluminium and many other materials.

Specialist jobs for root, pipe and  
high speed welding, MMA and lift  
TIG welding modes.



PARAMETER	VALUE
Style	Compact
Machine Type	Inverter
Mains Voltage (VAC)	400 ± 10%
Ampere Range (A)	20-350
Duty Cycle (40°C)	60% : 350 A, 29.8 V 100% : 250 A, 25.3 V
Maximum Input Power (KVA)	14.7 V
Open Circuit Voltage (VDC)	75
Dimensions (HxWxL mm)	1128 x 1039 x 532
Net Weight (kg)	60.5 kg

STOCK CODE	DESCRIPTION
APT+M 353CW	Water Cooled Machine includes Trolley
APT+M 353CW-P1	Water Cooled Machine includes PRO4400 Torch, Trolley and UK Standard Gas Regulator
APT+M 353CW-P1E	Water Cooled Machine includes PRO4400 Torch and Trolley

For full package contents see page 304

ACCESSORY INFORMATION	
OPTIONAL ITEMS	DESCRIPTION
APT907C	Under Mount Water Cooler Compact m/c
DR7V0810	D/Roll 0.8-1.0 V Groove-Steel
DR7V1012	D/Roll 1.0-1.2 V Groove-Steel
DR7V1216	D/Roll 1.2-1.6 V Groove-Steel
DR7U0810	D/Roll 0.8-1.0 U Groove-Alu
DR7U1012	D/Roll 1.0-1.2 U Groove-Alu
APT-ALKIT-1*	Alu Kit - 220-353 MC XP8 Torch 1.0/1.2
APT-ALKIT-2*	Alu Kit - 220-353 MC BZL Torch 1.0/1.2

\*Includes Feed Rolls, Liner, Contact Tips

REPLACEMENT ITEMS	DESCRIPTION
CKC303	3m Work Return Lead
APTM-2A	2m Gas Supply Hose
XTSUC	Ultracool Coolant

# APT+M 403S DOUBLE PULSED MIG MACHINE



Double Pulse MIG welding machine  
3 Phase 400V input, with separate  
wire feeder.

Easy to use intuitive display.

Jobs for steel, stainless steel,  
aluminium and many other materials.

Specialist jobs for root, pipe and  
high speed welding, MMA and lift  
TIG welding modes.



PARAMETER	VALUE
Style	Standard
Machine Type	Inverter
Mains Voltage (VAC)	400 ± 10%
Ampere Range (A)	20-400
Duty Cycle (40°C)	60% : 400 A, 32 V 100% : 300 A, 27.5 V
Maximum Input Power (KVA)	17.8 V
Open Circuit Voltage (VDC)	75
Dimensions (HxWxL mm)	1050 x 1250 x 530
Net Weight (kg)	60kg

STOCK CODE	DESCRIPTION
APT+M 403S	Air Cooled Machine includes Trolley
APT+M 403S-P1	Air Cooled Package includes XP350A-30E Torch, Trolley and UK Standard Gas Regulator
APT+M 403S-P1E	Air Cooled Package includes XP350A-30E Torch and Trolley

For full package contents see page 304

# APT+M 403SW

## DOUBLE PULSED MIG MACHINE



Double Pulse MIG welding machine  
3 Phase 400V input, with separate wire  
feeder and integrated water cooler.

Easy to use intuitive display.

Jobs for steel, stainless steel,  
aluminium and many other materials.

Specialist jobs for root, pipe and high  
speed welding, MMA and lift TIG  
welding modes.



### ACCESSORY INFORMATION

OPTIONAL ITEMS	DESCRIPTION
APT+907	Under Mount Water Cooler Separate APT+
APTMC10A-7	10m Air Cooled Interconnect Lead Set 7 Pin
APTMC20A-7	20m Air Cooled Interconnect Lead Set 7 Pin
APTMC30A-7	30m Air Cooled Interconnect Lead Set 7 Pin
APTMC40A-7	40m Air Cooled Interconnect Lead Set 7 Pin
APTMC10W-7	10m Water Cooled Interconnect Lead Set 7 Pin
APTMC20W-7	20m Water Cooled Interconnect Lead Set 7 Pin
APTMC30W-7	30m Water Cooled Interconnect Lead Set 7 Pin
APTMC40W-7	40m Water Cooled Interconnect Lead Set 7 Pin
APT+WFW	Wire Feeder Wheel Kit
DR7V0810	D/Roll 0.8-1.0 V Groove-Steel
DR7V1012	D/Roll 1.0-1.2 V Groove-Steel
DR7V1216	D/Roll 1.2-1.6 V Groove-Steel
DR7U0810	D/Roll 0.8-1.0 U Groove-Ali
DR7U1012	D/Roll 1.0-1.2 U Groove-Ali
DR7U1216	D/Roll 1.2-1.6 U Groove-Ali
DR7K1216	D/Roll 1.2-1.6 K Groove-F/Cor
DR7K2428	D/Roll 2.4-2.8 K Groove-F/Cor
APT-ALKIT-3*	Alu Kit -403-503 XP8 Torch 1.0/1.2
APT-ALKIT-4*	Alu Kit - 404-503 MC BZL Torch 1.0/1.2

\*Includes Feed Rolls, Liner, Contact Tips

REPLACEMENT ITEMS	DESCRIPTION
CKC403	3m Work Return Lead
APT+WFW	Wire Feed Unit APT+
APTMC05A-7	5m Air Cooled Interconnect Lead Set 7 Pin
APTMC05W-7	5m Water Cooled Interconnect Lead Set 7 Pin

PARAMETER	VALUE
Style	Compact
Machine Type	Inverter
Mains Voltage (VAC)	400 ± 10%
Ampere Range (A)	20-400
Duty Cycle (40°C)	60% : 400 A, 32 V 100% : 300 A, 27.5 V
Maximum Input Power (KVA)	17.8 V
Open Circuit Voltage (VDC)	75
Dimensions (HxWxL mm)	1346 x 1039 x 530
Net Weight (kg)	119 kg

STOCK CODE	DESCRIPTION
APT+M 403SW	Water Cooled Machine includes Trolley
APT+M 403SW-P1	Water Cooled Machine includes Trolley PRO4400 Torch and UK Standard Gas Regulator
APT+M 403SW-P1E	Water Cooled Machine includes Trolley PRO4400 Torch

For full package contents see page 304



# APT+M 503S DOUBLE PULSED MIG MACHINE



Double Pulse MIG welding machine  
3 Phase 400V input, with separate  
wire feeder.

Easy to use intuitive display.

Jobs for steel, stainless steel,  
aluminium and many other materials.

Specialist jobs for root, pipe and  
high speed welding, MMA and lift  
TIG welding modes.



PARAMETER	VALUE
Style	Standard
Machine Type	Inverter
Mains Voltage (VAC)	400 ± 10%
Ampere Range (A)	20-500
Duty Cycle (40°C)	60% : 500 A, 36.5 V 100% : 400 A, 32 V
Maximum Input Power (KVA)	24.8 V
Open Circuit Voltage (VDC)	75
Dimensions (HxWxL mm)	1050 x 1270 x 530
Net Weight (kg)	92 kg

STOCK CODE	DESCRIPTION
APT+M 503S	Air Cooled Machine includes Trolley
APT+M 503S-P1	Air Cooled Machine includes XP350A-30E Torch and UK Standard Gas Regulator
APT+M 503S-P1E	Air Cooled Machine Package includes XP350A-30E Torch and Trolley

For full package contents see page 304

# APT+M 503SW

## DOUBLE PULSED MIG MACHINE



Double Pulse MIG welding machine  
3 Phase 400V input, with separate wire  
feeder and integrated water cooler.

Easy to use intuitive display.

Jobs for steel, stainless steel, aluminium  
and many other materials.

Specialist jobs for root, pipe and high  
speed welding, MMA and lift TIG  
welding modes.



PARAMETER	VALUE
Style	Compact
Machine Type	Inverter
Mains Voltage (VAC)	400 ± 10%
Ampere Range (A)	20-500
Duty Cycle (40°C)	60% : 500 A, 36.5 V 100% : 400 A, 32 V
Maximum Input Power (KVA)	24.8 V
Open Circuit Voltage (VDC)	75
Dimensions (HxWxL mm)	1346 x 1039 x 532
Net Weight (kg)	119 kg

STOCK CODE	DESCRIPTION
APT+M 503SW	Water Cooled Machine includes Trolley
APT+M 503SW-P1	Water Cooled Package includes PRO4400 Torch, Trolley and UK Standard Gas Regulator
APT+M 503SW-P1E	Water Cooled Package includes PRO4400 Torch and Trolley

For full package contents see page 304

### ACCESSORY INFORMATION

OPTIONAL ITEMS	DESCRIPTION
APT+907	Under Mount Water Cooler Separate APT+
APTMC10A-7	10m Air Cooled Interconnect Lead Set 7 Pin
APTMC20A-7	20m Air Cooled Interconnect Lead Set 7 Pin
APTMC30A-7	30m Air Cooled Interconnect Lead Set 7 Pin
APTMC40A-7	40m Air Cooled Interconnect Lead Set 7 Pin
APTMC10W-7	10m Water Cooled Interconnect Lead Set 7 Pin
APTMC20W-7	20m Water Cooled Interconnect Lead Set 7 Pin
APTMC30W-7	30m Water Cooled Interconnect Lead Set 7 Pin
APTMC40W-7	40m Water Cooled Interconnect Lead Set 7 Pin
APT+WFW	Wire Feeder Wheel Kit
DR7V0810	D/Roll 0.8-1.0 V Groove-Steel
DR7V1012	D/Roll 1.0-1.2 V Groove-Steel
DR7V1216	D/Roll 1.2-1.6 V Groove-Steel
DR7U0810	D/Roll 0.8-1.0 U Groove-Ali
DR7U1012	D/Roll 1.0-1.2 U Groove-Ali
DR7U1216	D/Roll 1.2-1.6 U Groove-Ali
DR7K1216	D/Roll 1.2-1.6 K Groove-F/Cor
DR7K2428	D/Roll 2.4-2.8 K Groove-F/Cor
APT-ALKIT-3*	Alu Kit -403-503 XP8 Torch 1.0/1.2
APT-ALKIT-4*	Alu Kit - 404-503 MC BZL Torch 1.0/1.2

\*Includes Feed Rolls, Liner, Contact Tips

REPLACEMENT ITEMS	DESCRIPTION
CKC403	3m Work Return Lead
APT+WFW	Wire Feed Unit APT+
APTMC05A-7	5m Air Cooled Interconnect Lead Set 7 Pin
APTMC05W-7	5m Water Cooled Interconnect Lead Set 7 Pin

# MMA INVERTER PACKAGES

Stock Code	Description	3m Input Cable	3m Earth Lead	3m Electrode Holder	Carry Case	Trolley	TIG Kit		Remote Control Pendant
					XTICC	TR005	WP17V-12-2I	WP17V-12-2IX	RC10-5
<b>MMA INVERTERS</b>									
XTS163	160A MMA Inverter 230V	■	■	■	<input type="checkbox"/>	<input type="checkbox"/>		<input type="checkbox"/>	
XTS163-P1	160A MMA Inverter 230V	■	■	■	<input type="checkbox"/>	<input type="checkbox"/>		■	
XTS163DV	160A MMA Inverter Dual Voltage	■	■	■	<input type="checkbox"/>	<input type="checkbox"/>		<input type="checkbox"/>	
XTS163DV-P1	160A MMA Inverter Dual Voltage	■	■	■	<input type="checkbox"/>	<input type="checkbox"/>		■	
XTS166RC	160A MMA Inverter Dual Voltage	■	■	■	<input type="checkbox"/>	<input type="checkbox"/>		<input type="checkbox"/>	<input type="checkbox"/>
XTS166RC-P1	160A MMA Inverter Dual Voltage	■	■	■	<input type="checkbox"/>	<input type="checkbox"/>		■	<input type="checkbox"/>
XTS204MMA	200A MMA Inverter 230V	■	■	■	<input type="checkbox"/>	<input type="checkbox"/>		<input type="checkbox"/>	
XTS204MMA-P1	200A MMA Inverter 230V	■	■	■	<input type="checkbox"/>	<input type="checkbox"/>		■	
		<b>Codes</b>		■ Supplied as Standard	<input type="checkbox"/>	Optional Extra			

# PLASMA INVERTER PACKAGES

Stock Code	Description	3m Input Cable	3m Earth Lead	Gas Hose	Torch			
					XT4000	XTHY120	XTHYM120	XT4000A
<b>PLASMA CUTTING INVERTERS</b>								
XTP40	40A Dual Voltage Inverter Plasma Cutter	■	■	■	■			<input type="checkbox"/>
XTP63	60A Inverter Plasma Cutter	■	■	■	■			<input type="checkbox"/>
XTP105	100A Inverter Plasma Cutter	■	■	■	<input type="checkbox"/>	■	<input type="checkbox"/>	
		<b>Codes</b>		■ Supplied as Standard	<input type="checkbox"/>	Optional Extra		● Integrated into Machine as Standard

# MIG INVERTER PACKAGES



Stock Code	Description	3m Input Cable	3m Earth Lead	Gas Hose	Argon Regulator	Torch						Trolley			Water Cooler		Interconnect 5m		MMA Lead
						Eco-Grip Max™ 150A	XP8-200A	XP8-300A	XP8-450W	TIG WP17V-12-2IX	TIG PRO26	TR005	TR008	TR009	XTS909	XTS906	XTM E05A	XTM E05W	
<b>MIG INVERTERS</b>																			
XTM161i	160A MIG Inverter 230V	■	■	■	□	□	□					□							
XTM161i-P1	160A MIG Inverter 230V	■	■	■	■	■						□							
XTM161i-P2	160A MIG Inverter 230V	■	■	■	■	□				■		□							
XTM201i	200A MIG Inverter 230V	■	■	■	□	□	□					□							
XTM201i-P1	200A MIG Inverter 230V	■	■	■	■	■						□							
XTM201i-P2	200A MIG Inverter 230V	■	■	■	■	□				■		□							
XTM255i	250A Synergic MIG Inverter 230V	■	■	■	□		□					□		■					□
XTM255i-P1	250A Synergic MIG Inverter 230V	■	■	■	■		■					□		■					□
XTM255i-P2	250A Synergic MIG Inverter 230V	■	■	■	■		■					■		■					■
XTM256i	250A Synergic MIG Inverter 400V	■	■	■	□		□					□		■					□
XTM256i-P1	250A Synergic MIG Inverter 400V	■	■	■	■		■					□		■					□
XTM256i-P2	250A Synergic MIG Inverter 400V	■	■	■	■		■					■		■					■
XTM356i	350A Synergic MIG Inverter 400V	■	■	■	□			□				□		■			□		□
XTM356i-P1	350A Synergic MIG Inverter 400V	■	■	■	■			■				□		■			□		□
XTM356i-P2	350A Synergic MIG Inverter 400V	■	■	■	■			■				■		■			□		■
XTM405i	400A Synergic MIG Inverter 400V	■	■	■					□	□				●	□			■	□
XTM405iW	400A Synergic MIG Inverter 400V	■	■	■					□	□				●	●				□
XTM505i	500A Synergic MIG Inverter 400V	■	■	■					□	□				●	□			■	□
XTM505iW	500A Synergic MIG Inverter 400V	■	■	■					□	□				●	●				□
<b>Codes</b>	■	Supplied as Standard					□	Optional Extra					●	Integrated into Machine as Standard					

# APT+ M MIG INVERTER PACKAGES

Stock Code	Description	3m Input Cable	3m Earth Lead	Gas Hose	Argon Regulator	Torch				Trolley		Flow Meter	Feed Roll	Water Cooler	Ultra-cool Coolant	Air Cooled Inter-connect	Water Cooled Inter-connect
						XP200A	XP300A	XP350A	PRO4400	TR010	TR011						
<b>MIG INVERTERS</b>																	
APT+M 220C	Double Pulsed MIG Machine	■	■	■	□	□				□		□	□				
APT+M 220C-P1	Double Pulsed MIG Machine	■	■	■	■	■				□		■	■				
APT+M 220C-P1E 200	Double Pulsed MIG Machine	■	■	■	□	■				■		■	■				
APT+M 220C-PT1	Double Pulsed MIG Machine	■	■	■	□	■				□		■	■				
APT+M 220C-PT1E 200	Double Pulsed MIG Machine	■	■	■	□	■				■		■	■				
APT+M 353C	Double Pulsed MIG Machine	■	■	■	■	■		□	□	□		■	■				
APT+M 353C-P1	Double Pulsed MIG Machine	■	■	■	■	■		■		■		■	■				
APT+M 353C-P1E	Double Pulsed MIG Machine	■	■	■	■	■		■		■		■	■				
APT+M 353CW	Double Pulsed MIG Machine	■	■	■	□	■			□	■		□	■				
APT+M 353CW-P1	Double Pulsed MIG Machine	■	■	■	■	■			■	■		■	■	■	■		
APT+M 353CW-P1E	Double Pulsed MIG Machine	■	■	■	□	■			■	■		■	■	■	■		
APT+M 403S	Double Pulsed MIG Machine	■	■	■	□	■		□			■	□	■		■		
APT+M 403S-P1	Double Pulsed MIG Machine	■	■	■	■	■				■		■	■			■	
APT+M 403S-P1E	Double Pulsed MIG Machine	■	■	■	■	■				■		■	■			■	
APT+M 403SW	Double Pulsed MIG Machine	■	■	■	□	■			□	□		□	■	■			■
APT+M 403SW-P1	Double Pulsed MIG Machine	■	■	■	■	■			■	■		■	■	■			■
APT+M 403SW-P1E	Double Pulsed MIG Machine	■	■	■	■	■			■	■		■	■	■			■
APT+M 503S	Double Pulsed MIG Machine	■	■	■	□	■		□	□		■	□	■			■	
APT+M 503S-P1	Double Pulsed MIG Machine	■	■	■	■	■				■		□	■			■	
APT+M 503S-P1E	Double Pulsed MIG Machine	■	■	■	■	■				■		□	■			■	
APT+M 503SW	Double Pulsed MIG Machine	■	■	■	□	■			□		■	□	■	■	□		■
APT+M 403SW-P1	Double Pulsed MIG Machine	■	■	■	■	■			■	■		■	■	■	■		■
APT+M 403SW-P1E	Double Pulsed MIG Machine	■	■	■	■	■			■	■		■	■	■	■		■

# TIG INVERTER PACKAGES

Stock Code	Description	3m Input Cable	3m Earth Lead	Gas Hose	Argon Regulator	Torch			Carry Case	Trolley			Foot Control	Water Cooler	Coolant
						Pro-Grip Max™ 26	Pro-Grip Max™ 20	Pro-Grip Max™ 18		XTICCL	TR003	TR005			
<b>TIG INVERTERS</b>															
XTT207DVP	200A DC Pulsed TIG Inverter DV	■	■	■	□	□		□	□		□				
XTT207DVP-P1	200A DC Pulsed TIG Inverter DV	■	■	■	■	■		□	□		□				□
XTT202P	200A AC/DC Pulsed TIG Inverter 230V	■	■	■	□	□	□				□		□		□
XTT202P-P1	200A AC/DC Pulsed TIG Inverter 230V	■	■	■	■	■					□		□		□
XTT212Di	200A AC/DC Pulsed TIG Inverter 230V	■	■	■	□	□	□		□		□		□		□
XTT212Di-P1	200A AC/DC Pulsed TIG Inverter 230V	■	■	■	■	■			□		□		□		□
XTT212Di-PIW	200A AC/DC Pulsed TIG Inverter 230V	■	■	■	■	■						□	□	■	■
XTT212Di-PIWT	200A AC/DC Pulsed TIG Inverter 230V	■	■	■	■	■						■	□	■	■
XTT315P	315A AC/DC TIG Inverter 400V	■	■	■	□	□	□				□		□		
XTT315P-P1	315A AC/DC TIG Inverter 400V	■	■	■	■	■					□		□		□
XTT315P-P1W	315A AC/DC TIG Inverter 400V	■	■	■	■	■					□		□		■
XTT315P-P1WT3	315A AC/DC TIG Inverter 400V	■	■	■	■	■					■		□		■

Codes ■ Supplied as Standard □ Optional Extra



# MULTI-PROCESS MIG PACKAGES

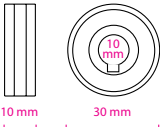
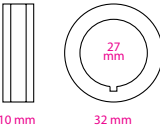
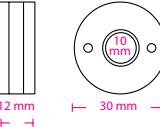
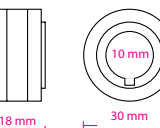
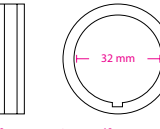
Stock Code	Description	3m Input Cable	3m Earth Lead	Gas Hose	Argon Regulator	Torch Remote Control MIG Torch	Trolley TR005	Trolley TR007	Wire (5kg)		MMA Lead	TIG Torch		Plasma Torch
									MW508 (5kg)	CKE403		Pro-Grip Max™ 17	Pro-Grip Max™ 26	
<b>MIG INVERTERS</b>														
XTM201Di	200A Multi-Process MIG Inverter	■	■	■	□	□			□	■		□		
XTM201Di-P1	200A Multi-Process MIG Inverter	■	■	■	■	■			■	■		□		
XTM201Di-P2	200A Multi-Process MIG Inverter	■	■	■	■	■			■	■		■		
XTM201Di-T	200A Multi-Process MIG Inverter	■	■	■	□	□	■		□	■		□		
XTM201Di-P1T	200A Multi-Process MIG Inverter	■	■	■	■	■	■		■	■		□		
XTM201Di-P2T	200A Multi-Process MIG Inverter	■	■	■	■	■	■		■	■		■		
XTM211Di	200A 4 in 1 Multi-Process MIG Inverter	■	■	■	□	□		□	□	■			□	
XTM211Di-P1	200A 4 in 1 Multi-Process MIG Inverter	■	■	■	■	■		□	□	■			□	
XTM211Di-P2	200A 4 in 1 Multi-Process MIG Inverter	■	■	■	■	■		□	□	■			■	
XTM211Di-T	200A 4 in 1 Multi-Process MIG Inverter	■	■	■	□	□	■		□	■			□	
XTM211Di-P1T	200A 4 in 1 Multi-Process MIG Inverter	■	■	■	■	■	■		□	■			□	
XTM211Di-P2T	200A 4 in 1 Multi-Process MIG Inverter	■	■	■	■	■	■		□	■			■	
XTM221Di	200A 5 in 1 Multi-Process MIG Inverter	■	■	■	□	□		□	□	□			□	□
XTM221Di-P1	200A 5 in 1 Multi-Process MIG Inverter	■	■	■	■	■		□	□	■			□	□
XTM221Di-P2	200A 5 in 1 Multi-Process MIG Inverter	■	■	■	■	■		□	□	■			■	□
XTM221Di-P1T	200A 5 in 1 Multi-Process MIG Inverter	■	■	■	■	■	■		□	■			□	□
XTM221Di-P2T	200A 5 in 1 Multi-Process MIG Inverter	■	■	■	■	■	■		□	■			■	□
XTM221Di-P3	200A 5 in 1 Multi-Process MIG Inverter	■	■	■	■	■	■		□	■			■	■
XTM221Di-P3T	200A 5 in 1 Multi-Process MIG Inverter	■	■	■	■	■	■		□	■			■	■

# AUTOMOTIVE MIG PACKAGES

Stock Code	Description	3m Input Cable	3m Earth Lead	Gas Hose	Argon Regulator	Torch			Integrated Trolley
						Eco-Grip Max™ 150A	Eco-Grip Max™ 250A	XP8-200A	
<b>AUTOMOTIVE MIG MACHINES</b>									
XTE171C	170A Automotive 230V	■	■	■	□	□	□	□	●
XTE171C-P1	170A Automotive 230V	■	■	■	■	■			●
XTE181C	180A Automotive 230V	■	■	■	□	□	□	□	●
XTE181C-P1	180A Automotive 230V	■	■	■	■	■			●
XTE201C	200A Automotive 230V	■	■	■	□	□	□	□	●
XTE201C-P1	200A Automotive 230V	■	■	■	■	■			●

<b>Codes</b>	■ Supplied as Standard	□ Optional Extra	● Integrated into Machine as Standard
--------------	------------------------	------------------	---------------------------------------

# FEED ROLL SELECTOR CHART

SHAPE	STOCK CODE	GROOVE	WIRE SIZES MM (INCH)	WIRE	XTE 171C	XTE 181C	XTE 201C	XTM 161i	XTM 201i	XTM 201Di	XTM 211Di	XTM 221Di	XTM 255i	XTM 256i	XTM 356i	XTM 304C	XTM 404S	XTM 405i	XTM 503i	XTM 505i				
	XTEFR0809	Plain V	0.8-0.9mm (.030"- .035")	Fe, Ss	■	■	■																	
	XTEFR0810		0.8-1.0mm (.030"- .040")		■	■	■																	
	XTEFR0809F	Knurled V	0.8-0.9mm (.030"- .035")	FC	■	■	■																	
	XTEFR0810F		0.8-1.0mm (.030"- .040")		■	■	■																	
	XTEFR0809A	Plain U	0.8-0.9mm (.030"- .035")	Al	■	■	■																	
XTEFR0810A	0.8-1.0mm (.030"- .040")		■		■	■																		
	DR4V0608	Plain V	0.6-0.8mm (.023"- .030")	Fe, Ss												■	■							
	DR4V0809		0.8-0.9mm (.030"- .035")															■	■					
	DR4V0810		0.8-1.0mm (.030"- .040")															■	■					
	DR4V1012	Knurled V	1.0-1.2mm (.040"- .045")	FC													■	■						
	DR4K0608		0.6-0.8mm (.023"- .030")															■	■					
	DR4K0809		0.8-0.9mm (.030"- .035")																■	■				
	DR4K0810	0.8-1.0mm (.030"- .040")															■	■						
	DR4U0809	Plain U	0.8-0.9mm (.030"- .035")	Al													■	■						
DR4U0810	0.8-1.0mm (.030"- .040")																■	■						
	DR5V0608	Plain V	0.6-0.8mm (.023"- .030")	Fe, Ss								■	■	■	■			■	■					
	DR5V0810		0.8-1.0mm (.030"- .040")										■	■	■	■			■	■				
	DR5V0910		0.9-1.0mm (.035"- .040")											■	■	■	■			■	■			
	DR5V1012	Knurled V	1.0-1.2mm (.040"- .045")	FC								■	■	■	■			■	■					
	DR5K0608		0.6-0.8mm (.023"- .030")										■	■	■	■			■	■				
	DR5K0810		0.8-1.0mm (.030"- .040")											■	■	■	■			■	■			
	DR5K1012	1.0-1.2mm (.040"- .045")										■	■	■	■			■	■					
	DR5K1216	1.2-1.6mm (.045"- 1/16")										■	■	■	■			■	■					
	DR5U0608	Plain U	0.6-0.8mm (.023"- .030")	Al									■	■	■	■			■	■				
	DR5U0910		0.9-1.0mm (.035"- .040")											■	■	■	■			■	■			
	DR5U1012		1.0-1.2mm (.040"- .045")												■	■	■	■			■	■		
	DR5U1216		1.2-1.6mm (.045"- 1/16")												■	■	■	■			■	■		
	DR2V0608	Plain V	0.6-0.8mm (.023"- .030")	Fe, Ss				■	■	■	■													
	DR2V0609		0.6-0.9mm (.025"- .035")						■	■	■	■												
	DR2V1012	Knurled V	1.0-1.2mm (.040"- .045")	FC				■	■	■	■													
	DR2K0809		0.8-0.9mm (.030"- .035")						■	■	■	■												
	DR2K1012	Plain U	1.0-1.2mm (.040"- .045")	Al				■	■	■	■													
	DR2U0809		0.8-0.9mm (.030"- .035")						■	■	■	■												
DR2U1012	1.0-1.2mm (.040"- .045")						■	■	■	■														
	XTFRV0608	Plain V	0.6-0.8mm (.023"- .030")	Fe, Ss																■				
	XTFRV0810		0.8-1.0mm (.030"- .040")																			■		
	XTFRV1012		1.0-1.2mm (.040"- .045")																			■		
	XTFRV1216	Plain U	1.2-1.6mm (.045"- 1/16")	Al																	■			
	XTFRU0810A		0.8-1.0mm (.030"- .040")																		■			
	XTFRU1012A		1.0-1.2mm (.040"- .045")																			■		
	XTFRU1216A	Knurled V	1.2-1.6mm (.045"- 1/16")	FC																	■			
	XTFRK1012K		1.0-1.2mm (.040"- .045")																			■		

ALL MACHINES ARE MANUFACTURED TO IP23S, ISO/IEC 60974-1, ISO/IEC 60974-6, RoHS DIRECTIVE, LOW VOLTAGE DIRECTIVE, EMC DIRECTIVE (CE COMPLIANT)

CODE ■ Compatible

# FEED ROLLS

## KEMPPPI® FEED ROLLS

### PLAIN V GROOVE



STOCK CODE	SIZE	COLOUR	WIRE
3133810	0.6mm-0.8mm	White	Wire Fe, Ss
3133210	1.0mm-1.2mm	Red	Wire Fe, Ss
3133820	1.4mm-1.6mm	Yellow	Wire Fe, Ss

### KNURLED V GROOVE



STOCK CODE	SIZE	COLOUR	WIRE
3133940	1.0mm-1.2mm	Red	Wire Fe, Fc
3133990	1.4mm-1.6mm	Yellow	Wire Fe, Fc

### TRAPEZOID V GROOVE



STOCK CODE	SIZE	COLOUR	WIRE
3133960	1.0mm-1.2mm	Red	Wire Al

### KNURLED V GROOVE



STOCK CODE	SIZE	COLOUR	WIRE
9483073	0.8mm-0.9mm	Black	Wire Al

## APT+M FEED ROLLS



STOCK CODE	GROVE	SIZE	WIRE
DR7V0810	Plain V	0.8-1.0 mm	Hard
DR7V1012	Plain V	1.0-1.2 mm	Hard
DR7V1216	Plain V	1.2-1.6 mm	Hard
DR7U0810	Plain U	0.8-1.0 mm	Soft
DR7U1012	Plain U	1.0-1.2 mm	Soft
DR7U1216	Plain U	1.2-1.6 mm	Soft
DR7K1216	Knurled V	1.2-1.6 mm	Cored
DR7K2428	Knurled V	2.4-2.8 mm	Cored

## MIGATRONIC® FEED ROLLS

### PLAIN V GROOVE



STOCK CODE	SIZE	COLOUR	WIRE
72300000	0.8mm	White	Wire Fe, Ss Fc
72300001	1.0mm	Blue	Wire Fe, Ss Fc
72300003	1.2mm	Red	Wire Fe, Ss Fc

Migatronik® and Kemppi® trademarks is the property of their respective owners, and usage is for reference only. These products are not endorsed by the original manufacturer.