

ULTIMASTER®

ULTIMATE SPLIT 12

ORBITAL TUBE CUTTING SAW

Ø 6" to 12" (168.3 mm to 323.9 mm)



PROTEM SAS

ZI Les Bosses
45, Chemin du Pont du Maroc
26800 Étoile-sur-Rhône | France
Phone: +33 (0) 47 55 74 141
E-Mail: contact@protem.fr
Web: www.protem.fr

7, rue Jacques Daguerre
68000 Colmar | France
Phone: +33 (0) 3 69 85 05 78
E-Mail: contact@protem.fr
Web: www.protem.fr

PROTEM GmbH

Am Hambiegel 27
76706 Dettenheim | Germany
Phone: +49 (0) 7247 93 93 0
E-Mail: info@protem-gmbh.de
Web: www.protem-gmbh.de

PROTEM USA LLC

29340 Industrial way #402
Evergreen CO 80439 | USA
Phone: +1 303 955 4862
E-Mail: contact@protemusa.com
Web: www.protemusa.com



FOR VARIOUS APPLICATIONS

FOR DIFFERENT AREAS



SHIPBUILDING



BOILER APPLICATIONS



PIPELINE ENGINEERING



TUBE PROCESSING



AEROSPACE INDUSTRY



FOOD INDUSTRY



PHARMACEUTICAL INDUSTRY




OIL & GAS INDUSTRY



NUCLEAR COMPONENTS

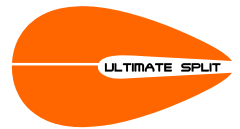


DEFENCE INDUSTRY



ORBITAL TUBE CUTTING SAW

Ø 6" to 12" (168.3 mm to 323.9 mm)




The Ultimate Split 12 orbital cutting machine is used for cutting tubes made of virtually all materials having diameters ranging from 6" (168.3 mm) to 12" (323.9 mm) and wallthicknesses ranging from 0.04" (1 mm) to 0.59" (15 mm).

It enables the cutting of pipes without any deformation thanks to its concentric clamping system.

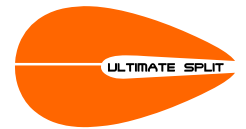
The cut is absolutely perpendicular and burr-free. The adjustment to the different diameters is very simple and fast.

The Ultimate Split 12 is the orbital cutting saw you need for all your welding preparation works on-site or in the workshop.



ORBITAL TUBE CUTTING SAW

Ø 6" to 12" (168.3 mm to 323.9 mm)



Machine

US12

Weight	~ 87 kg (191,8lb)
Engine	Electric
Power	1300W
Clamping	Manually
RPM Engine	13 to 70 rp/min, Speed converter
Capacity	6" to 12" (168,3 mm to 323,9 mm)



Machine

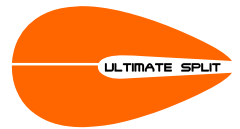
US12

Weight	~ 87 kg (191,8lb)
Motorization	Pneumatic
Power	736W
Pressure	6 Bar
Tighten	Manual clamping
RPM Engine	13 to 70 rp/min, Speed converter
Capacity	6" to 12" (168,3 mm to 323,9 mm)



ORBITAL TUBE CUTTING SAW

Ø 6" to 12" (168.3 mm to 323.9 mm)




The orbital cutting process used for the US12 provides a lot of advantages:

- Perpendicular cut
- Automatic centering onto the pipe
- Perfect concentric clamping
- Burr-free cut
- No Vibration
- No heat-affected zone
- Excellent preparation for mechanised welding processes
- Rigidity, ergonomic design, flexibility, reliability
- Suitable for all types of steel: mild steel, stainless steel, duplex, super duplex, inconel, hastelloy, aluminium, copper, titanium

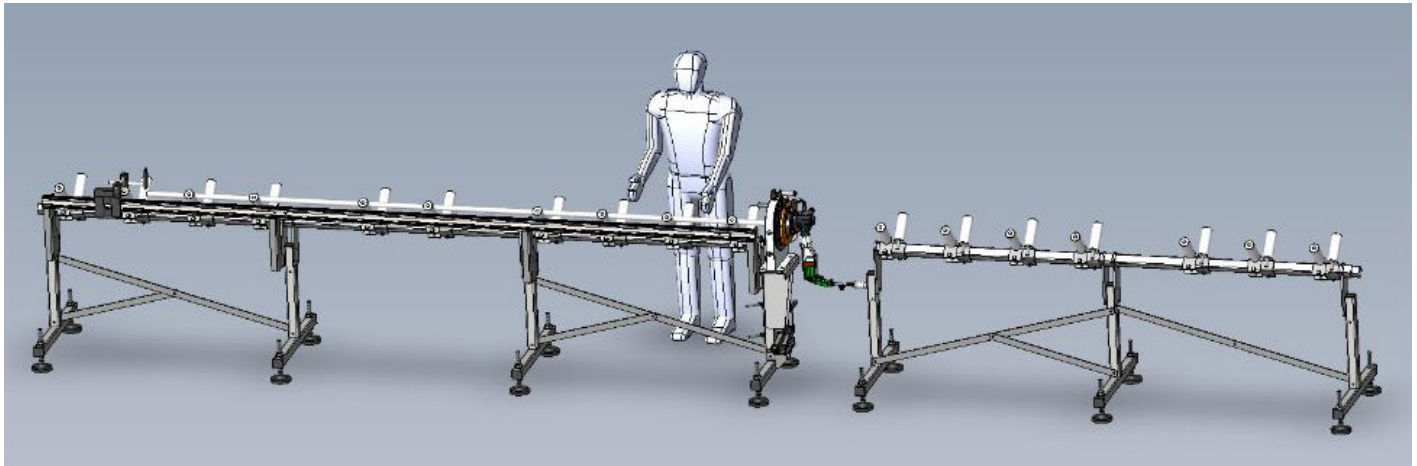
ULTIMASTER orbital pipe cutting units are the ideal solution for your on-site jobs. These machines are also perfectly suited for prefabrication workplaces and they can be used under severe conditions (extreme temperatures, high humidity, ionizing radiations)



ORBITAL TUBE CUTTING SAW - OPTIONS



Ø 6" to 12" (168.3 mm to 323.9 mm)



1. Roller conveyor - downstream module

- Length 1500 mm
- Maximum load capacity of 200 kg
- Height adjustable for different pipe diameters
- Manual screw operating system
- Simple installation

Order No.	Description
US12-3100	Roller conveyor - downstream module

2. Roller conveyor - upstream module

- Length 1500 mm
- Maximum load capacity of 200 kg
- Fixed height
- Simple installation

Order No.	Description
US12-3200	Roller conveyor - upstream module

3. Roller conveyor - additional module

- Length 1500 mm
- Maximum load capacity of 200 kg
- Fixed height
- Simple installation

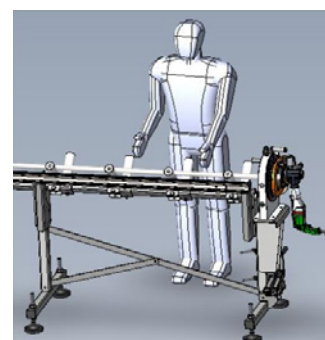

Order No.	Description
US12-3400	Roller conveyor - additional module

4. Adjustment stop

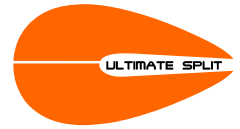
Different types of rollers possible depending on the configuration of the tubes to be cut:

- Steel rollers (basic version)
- Urethane coated rollers

Order No.	Description
US12-3300	Cylindrical steel roller for conveyor
US12-3301	Cylindrical roller steel coated. Urethane for conveyor
US12-2400	Adjustment stop



ORBITAL TUBE CUTTING SAW - OPTIONS



Ø 6" to 12" (168.3 mm to 323.9 mm)

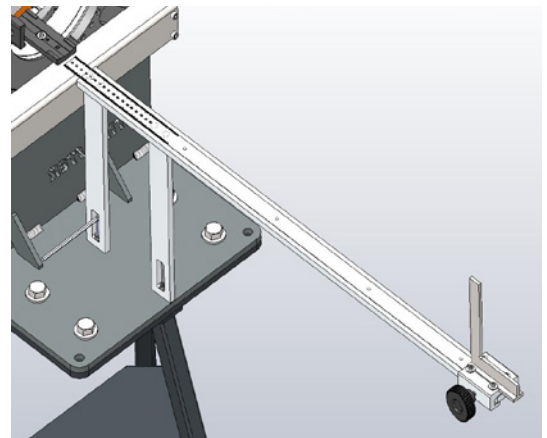
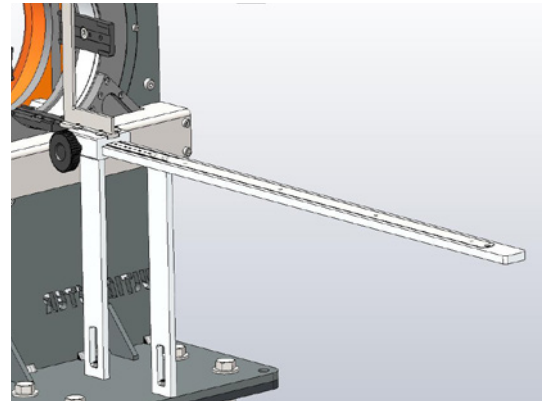
Cutting Blades:

Order No.	Description
US-LC-1803	Saw blade - 80 teeth for wallthickness 0.039" - 0.118" (1-3mm)
US-LC-1804	Saw blade - 54 teeth for wallthickness 0.078" - 0.275" (2-7mm)
US-LC-1805	Saw blade - 34 teeth for wallthickness 0.196" - 0.393" (5-10mm)
US-LC-2101	Saw Blade - 100 teeth for wallthickness 0.02"-0.059" (0.5-1.5mm)
US-LC-2102	Saw Blade - 70 teeth for wallthickness 0.039"-0.118" (1mm-3mm)
US-LC-2103	Saw Blade - 64 teeth for wallthickness 0.118"-0.276" (3mm-7mm)
US-LC-2104	Saw Blade - 44 teeth for wallthickness 0.276"-0.472" (7mm-12mm)
US-LC-2105	Saw Blade - 34 teeth for wallthickness 0.472"-0.591" (12mm-15mm)

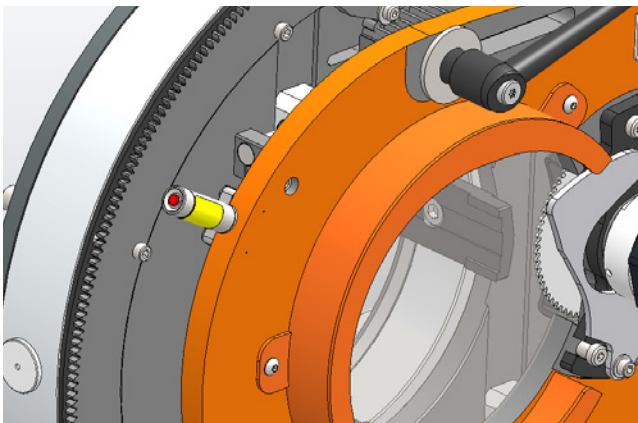


Further Options:

Order No.	Description
US12-1119-1	Set of Clamping Jaws Nr. 1 for 9.56" - 11.45" (242.92mm - 290.9mm)
US12-1119-2	Set of Clamping Jaws Nr. 2 for 7.91" - 9.8" (201mm - 248.9mm)
US12-1119-3	Set of Clamping Jaws Nr. 5 for 6.34" - 8.23" (161.1mm - 209mm)
US12-1320	Chips Collector Hood, Vacuum System Inlet not included
US12-2100	Bench Mounting Device
US12-2200	Laser Sight
US12-2300	Length Limit Stop
US12-2400	Adjustment stop



US12-2300 Length Limit Stop



US12-2200 Laser Sight



FACING MACHINES

Portable, versatile and very light facing machines for thin-walled tubes. For thin pipes, fittings, microfittings and elbows with or without straight lengths.



Machine Type	SE 2T
Capacity	3mm - 63.5mm AD 0.118" - 2.5" OD
Clamping Capacity	3mm - 63.5mm AD 0.118" - 2.5" OD
Clamping	Manual with clamping lever
Feed	10mm
Rpm	1. Step: 450 rp/min 2. Step: 1200 rp/min 3. Step: 1800 rp/min
Drive Power	Electric (with cable or rechargeable battery)



Machine Type	SE 25
Capacity	3mm - 25.4mm OD 0.118" - 1" OD
Clamping Capacity	3mm - 25.4mm OD 0.118" - 1" OD
Clamping	Manual with clamping lever
Feed	10mm
Rpm	1. Step: 450 rp/min 2. Step: 1250 rp/min 3. Step: 1850 rp/min
Drive Power	Electric (with cable or rechargeable battery)



Machine Type	SE 65
Capacity	12,7mm OD - 63.5 mm AD 0,5 - 2.5" OD
Clamping Capacity	12.7mm - 63.5mm OD 0.5" - 2.5" OD
Clamping	Manual with clamping lever
Feed	10mm
Rpm	1. Step: 0-425 rp/min 2. Step: 0-1200 rp/min 3. Step: 0-1800 rp/min
Drive Power	Electric (with cable or rechargeable battery)



Machine Type	SL 30	SL 60	SL 120
Capacity	3mm - 30mm OD 0.118" - 1.181" OD	10mm - 60.3mm OD 0.393" - 2.362" OD	50mm - 120mm OD 1.966" - 4.724" OD
Clamping Capacity	3mm - 30mm OD 0.118" - 1.181" OD	12,7 mm - 60,3mm OD 0.5" - 2.37" OD	50mm - 120mm OD 1.966" - 4.724" OD
Clamping	Clamping collets: short or long version	Clamping collets: short or long version	Clamping collets: short or long version
Feed	10mm	10mm	10mm
Rpm	95 rpm - 280 rpm	120 rpm - 360 rpm	20 rpm - 60 rpm
Drive Power	Electric, Pneumatic	Electric, Pneumatic	Electric, Pneumatic

